



Term 3, Week 1: ES1 Home Learning

Please complete 2-3 activities from each section per day. If you have access to the internet, you may photograph and upload your work to google classroom (code: vrgnyne) or save it in your home learning folder. If possible, please check google classroom for communication from your Kindergarten teachers.

| | Tuesday | Wednesday | Thursday | Friday |
|------------------------|---|--|---|--|
| Chore | Can you tidy your room? | Have you made your bed? | Can you help make lunch today? | Could you organise your toys today? |
| Morning Session | <p>English Rainbow write your sight words (write them in different colours).</p> <p>Read a book with a parent/carer. Retell what happened in the beginning, middle and end of the story. Can you write a sentence about the story?</p> <p>Complete a page of the Phonics Booklet.</p> <p>Sing some nursery rhymes. Discuss the words that rhyme.</p> | <p>English Practise reading and writing your sight words.</p> <p>Read a book with a parent/carer. Verbally describe one of the characters to your parent/carer. What do they look like? What do they do? What do they like/dislike? Draw this character. Write a sentence about your favourite character.</p> <p>Complete a page of the Phonics Booklet.</p> <p>Collect some items from around your home. Say their names to a parent/carer to find out how many syllables they have. Sort them according to number of syllables.</p> | <p>English Practise writing your first and last name.</p> <p>Read a book with a parent/carer. Identify all the characters in the story and talk about them with your parent/carer. Write a sentence about your favourite part.</p> <p>Complete a page of the Phonics Booklet.</p> <p>Sing some nursery rhymes. Discuss the words that rhyme.</p> | <p>English Practise reading and writing your sight words.</p> <p>Read a book with a parent/carer. What was your favourite part of the story? Write a sentence about it.</p> <p>Complete a page of the Phonics Booklet.</p> <p>Collect some items from around your home. Say their names to a parent/carer to find out how many syllables they have. Sort them according to number of syllables.</p> |
| | Break | Break | Break | Break |

| | | | | |
|--|---|---|---|---|
| <p align="center">Middle Session</p> | <p>Mathematics Practise counting to at least 30 and backwards from 20. You could even try starting from different numbers.</p> <p>Number of the Day: 10 How many ways can you make 10? Make collections of 10 objects. Draw or photograph your responses.</p> <p>Play a board game with a family member, for example snakes and ladders.</p> | <p>Mathematics Practise counting to at least 30 and backwards from 20. You could even try starting from different numbers.</p> <p>Number of the Day: 11 How many ways can you make 11? Make collections of 11 objects. Draw or photograph your responses.</p> <p>Roll a dice and collect LEGO/blocks (or any item) and build a tower with an adult. Compare the towers which is taller? What is the difference between the towers? Can you draw your response? Number hunt: what numbers can you find in your house?</p> | <p>Mathematics Practise counting to at least 30 and backwards from 20. You could even try starting from different numbers.</p> <p>Number of the Day: 12 How many ways can you make 12? Make collections of 12 objects. Draw or photograph your responses.</p> <p>Practise folding and cutting a piece of paper in half. How do you know the parts are equal? Is there another way you can make half? When you are making your lunch today, practise counting and sharing items. For example, can you cut your sandwich in half? Can you count out scoops of rice for each person? Can you share an apple with a family member, so each person gets the same amount to eat?</p> | <p>Mathematics Practise counting to at least 30 and backwards from 20. You could even try starting from different numbers.</p> <p>Number of the Day: 13 How many ways can you make 13? Make collections of 13 objects. Draw or photograph your responses.</p> <p>Draw a picture of a duck like in the book 'Ducks Away'. Discuss the features of your duck e.g. how many eyes, legs, bill, etc.) What if there were two ducks, how many feet, eyes, etc. Repeat for 3, 4, 5 and 6 ducks.</p> |
| <p>Break</p> | <p align="center">Break</p> | <p align="center">Break</p> | <p align="center">Break</p> | <p align="center">Break</p> |
| <p align="center">Afternoon Session</p> | <p>Geography Discuss what a map is with an adult. Draw a picture of your bedroom.</p> | <p>Science and technology Read the hungry caterpillar or talk to an adult about the Life Cycle of a Caterpillar. Can you draw a picture to explain the process?</p> | <p>Creative arts Sing a song with a family member, for example 'Heads shoulders, knees and toes' or 'Row, row, row your boat'. Can you make some actions to go with the song? Make up a dance sequence and perform it for your family.</p> | <p>Sport Play an activity outside e.g. Bounce a ball Throwing and catching Kick a ball Skipping Hopscotch</p> |

I

in

on

to

a

and

am

is

the

at

mum

dad

me

see

look

dad

mum

at

the

is

and

am

a

to

Purple

said

come

for

like

we

up

went

going

here

my

sat

are

this

be

can

said

come

this

like

went

going

here

no

as

little

too

you

not

big

it

he

likes

but

was

get

where

with

down

they

so

today

she

put


will

looked


go

MY PHONICS BOOKLET!

Miss Scapling Bee



NAME: _____



READ & DRAW

pig


sat

pin

tap

pat

sip



READ & DRAW

mat

map

man

nap

pips

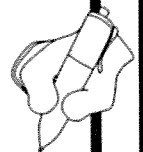
spin

READ, WRITE & DRAW

The man spat.




I tap the map.




UNJUMBLE ME!



a n m



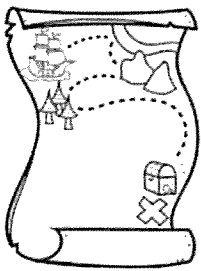
g p i



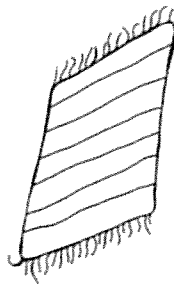
s p i



n i p



a p m



a t m






a t s






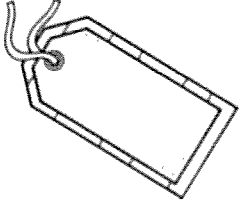


n p a




THUMBS UP THUMBS DOWN




Does the picture match the word?

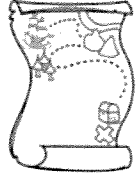


| | |
|---|---|
|  |  |
| tan |  |




| | |
|--|---|
|  |  |
| sat |  |




| | |
|--|---|
|  |  |
| tag |  |

| | |
|---|---|
|  |  |
| pit |  |

| | |
|---|---|
|  |  |
| sip |  |


| | |
|--|---|
|  |  |
| mat |  |

| | |
|---|---|
|  |  |
| tap |  |


| | |
|--|---|
|  |  |
| pat |  |

SOUND BOXES


Segment the following words into all their sounds.



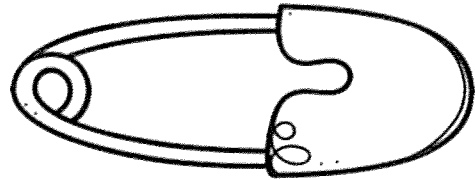
| | | |
|--|--|--|
| | | |
|--|--|--|



| | | |
|--|--|--|
| | | |
|--|--|--|




| | | |
|--|--|--|
| | | |
|--|--|--|



| | | |
|--|--|--|
| | | |
|--|--|--|




| | | |
|--|--|--|
| | | |
|--|--|--|



| | | |
|--|--|--|
| | | |
|--|--|--|


money




hat



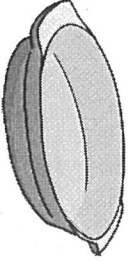
bunny




cat



dish




mitten



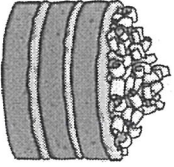
fish



kitten



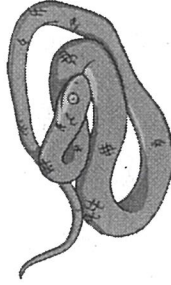
cake




log



snake



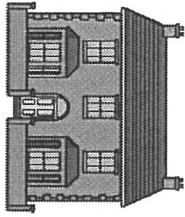
dog



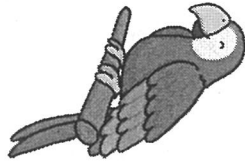
carrot




house



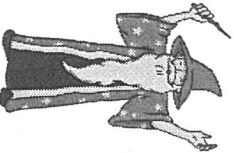
parrot




mouse



wizard



mat



lizard



rat



NAIDOC STORIES-Storybox online

user name [werringtonps](#) password: [werringtonps](#)

| | | | | |
|--|---|---|---|--|
|  Shake a Leg |  The Shack that Dad Built |  Tea and Sugar Christmas |  Alfred's War |  Kick with my Left Foot |
|  Dreamers |  My Country |  Welcome to Country |  I Love Me |  Sorry Day |
|  Benny's Big Bush Clean Up |  Colour Me |  We All Sleep |  Alfie's Search for Destiny |  Fair Skin Black Fella |