

Stage 1


Term 3 Week 7

Learning from Home Pack

Stage 1 Continuity of Learning Plan: Term 3 Week 7

You will not need access to a digital device to complete all the following activities. You will need help from a parent/carer and the resource pack from your teacher.

You will need pack one as it has sight words etc that will not be reprinted each week.

	Monday	Tuesday	Wednesday	Thursday	Friday
Task	Make a fruit salad for MT or lunch.	Put all your dirty washing in the laundry.	Help wash the car or your bike/scooter.	Feed your family pet and clean where they live.	Put all the clean socks in pairs.
Google Classroom	Log in to Google Classroom to check in with your teacher, and answer the question of the day.	Log in to Google Classroom to check in with your teacher, and answer the question of the day.	Log in to Google Classroom to check in with your teacher, and answer the question of the day.	Log in to Google Classroom to check in with your teacher, and answer the question of the day.	Log in to Google Classroom to check in with your teacher, and answer the question of the day.
	English	English	English	English	English
Morning	Handwriting: There are 4 handwriting sheets in this pack for you to complete over the week. You can do them in any order.				
Spelling List	Use a different coloured pencil for each line and draw pictures to illustrate them. By Friday you will have a little book to read.				
Year 1	Magic 100-300 sight words -15 minutes each day on these words. You need to keep working through and practicing these words, you need to be able to read them quickly and if you can do that practice writing them quickly. If you can do that				
saw	There are lots of games you have been shown over the last few weeks, or you can make Flash cards, a memory game, Go Fish game.				
put					
bat					
pet	<p>Access the Story 'The Tomorrow Book' by Jackie French</p>  <p>https://www.youtube.com/watch?v=Nm_zHakMj9M</p> <p>SYNOPSIS</p> <p>A picture book about a young prince and the kingdom's children, who with the help of the palace library create a country</p>	<p>https://www.youtube.com/watch?v=Nm_zHakMj9M</p> <p>During reading</p> <p>During the read aloud, stop the video and make predictions. Encourage the children to comment on the illustrations, ask questions, and predict what will happen next in the story.</p> <p>After reading</p> <p>Discuss the story. Ask the</p>	<p>https://www.youtube.com/watch?v=Nm_zHakMj9M</p> <p>Reading Response</p> <p>Create a poster convincing people that it is better to repair things than throw them away. Give three examples and reasons why.</p>	<p>https://www.youtube.com/watch?v=Nm_zHakMj9M</p> <p>Writing</p> <p>What would happen or how would you feel if you were left in charge? What would you and your friends do to change the world? Write a story describing the world of the future that you dream about.</p>	<p>https://www.youtube.com/watch?v=Nm_zHakMj9M</p> <p>Art</p> <p>Design a food forest or garden that could supply your with enough food (including fruit trees and vegetables, chooks etc.) for your home.</p>
self					
out					
our					
round					
mouth					
outside					
Year 2					
centimetre					

	Monday	Tuesday	Wednesday	Thursday	Friday
metre belt farm hour ghost rhyme rhythm honest rhinoceros	<p>where the future is filled with environmental hope, and solutions that are both fun and funny.</p> <p>Before reading: With the children providing suggestions, discuss the title and the cover illustrations and speculate as to the book's themes and content</p>	<p>following questions.</p> <ul style="list-style-type: none"> • What are the main features of the world outside the palace windows? How does this image differ from the one on the front cover? • For what kinds of things did the visitors want the prince's help? • How did the little prince go about finding answers to the children's concerns about the lack of water for their vegetable gardens, their baths and swimming pools? • What did the little prince suggest when other children complained that they needed better ways to get around? 			
	Spelling choose an activity from the grid in week 1 pack and do your spelling words.	Spelling choose an activity from the grid in week 1 pack and do your spelling words.	Spelling choose an activity from the grid in week 1 pack and do your spelling words.	Spelling choose an activity from the grid in week 1 pack and do your spelling words.	Spelling choose an activity from the grid in week 1 pack and do your spelling words.
Break	Break	Break	Break	Break	Break
Middle	Mathematics	Mathematics	Mathematics	Mathematics	Mathematics
	More or Less - Choose a number between 10 and 1000 and complete the grid	Comparing Numbers - follow instructions on sheet	Snakes and Ladders or another board game with dice.	Cards - Play a card game with your family eg: Uno. Fish, snap	Guess the Number – play with your family.

	Monday	Tuesday	Wednesday	Thursday	Friday
	<p>Game explanations</p> <p>More or Less Game - choose a number between 10 and 1000 then add and subtract 10 and add and subtract 1.</p> <p>comparing numbers - numbers will be less than. more than or equal to. For eg: if I land on 45 then land on 23 I will put the 45 in front of this arrow > then the 23 as it is less than 45.</p> <p>Guess the number - You keep a number in your head for eg: 22 and your family/siblings try to guess it. You have to say higher or lower until they guess the right answer.</p>				
	<p>Shape work 2D and 3D properties, revision and consolidation of facts. If year 1 wish to try the year 2 sheets they may but please be aware they may not have learnt them in class yet.</p>				
	<p>Addition</p> <p>-adding to 20 colour page</p>	<p>Subtraction Year 1</p> <p>-2 digit - 1 digit</p> <p>Year 2</p> <p>-2-digit subtraction using a number line and split strategy (where you put ones and tens into their columns then add together.)</p>	<p>Multiplication</p> <p>Year 1 Facts of 2 wheels</p> <p>Year 2</p> <p>Facts of 5 wheels</p>	<p>Division</p> <p>Division Party for both years</p>	<p>Patterns</p> <p>Show the following patterns:</p> <p>2's</p> <p>5's</p> <p>3's</p> <p>10's</p> <p>Until you reach the tenth place for eg: (1.2.3.4.5.6.7.8.9.10)</p>
Break 1:10 to 2:00	Break	Break	Break	Break	Break
Afternoon	<p>PDHPE</p> <p>Talk to your child about medicines.</p> <p>Discuss why people use them and when they need to be used:</p>	<p>Science and Technology</p> <p>Bean Experiment</p> <p>1. Check and draw bean.</p> <p>2. How big is it getting? What has happened? Tell</p>	<p>Creative Arts</p> <p>Do some Mindful breathing.</p> <p>Abstract art is art that is not realistic. It is something that the artist designs using shapes and colours to</p>	<p>History</p> <p>Complete the timeline sheet in your pack.</p> <p>Think of something around your house, your mobile, a</p>	<p>PDHPE</p> <p>Complete the following movement video or two of the Physical Activity Challenge Cards.</p> <p>Challenge 1:</p>

	Monday	Tuesday	Wednesday	Thursday	Friday
	<ul style="list-style-type: none"> • who has taken medicine? • who gave it to you? • who looks after the medicines? • why is it so important to be so careful with medicines? <p>Do some Mindful breathing.</p>	<p>us a bit about what is happening to you bean (growth, colour, smell, etc)</p> <p>Growth and Change - this week you are going to start your own plant cycle.</p> <p>You should have gotten a plant starter kit. With seeds to make a grass head.</p> <p>https://www.youtube.com/watch?v=6Stm5ZhhjaU</p> <p>Plant life cycle video https://www.youtube.com/watch?v=ib5uiLMM2wY</p>	<p>achieve an effect. Pablo Picasso was famous for doing abstract art. Today, you will be designing an abstract face using the template provided, something that Picasso was famous for. Remember it does not have to look realistic so use all the colours you want!</p> <p>Picasso Face activity, in attachment.</p>	<p>light, an email.</p> <p>How has it changed as we go further and further back in history?</p> <p>E.g. car /old Ford/ horse and cart/ legs</p>	<p>https://www.youtube.com/watch?v=0RWSwo1FziM&list=PLaOhq-TCnHO79eHqfAfeozxiabhO6Ghzy&index=1</p> <p>Challenge 2:</p> <p>https://www.youtube.com/watch?v=M154Ua-CwBk&list=PLaOhq-TCnHO79eHqfAfeozxiabhO6Ghzy&index=2</p> <p>Do some Mindful breathing.</p>
Google Classroom	Log in to Google classroom. Check out with your teacher	Log in to Google classroom. Check out with your teacher	Log in to Google classroom. Check out with your teacher	Log in to Google classroom. Check out with your teacher	Log in to Google classroom. Check out with your teacher

Name: _____

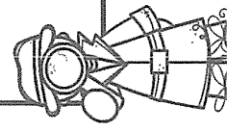
Date: _____

Ten More, Ten Less One More, One Less

10 LESS	1 MORE
1 LESS	1 MORE
10 MORE	10 MORE

10 LESS	1 MORE
1 LESS	1 MORE
10 MORE	10 MORE

10 LESS	1 MORE
1 LESS	1 MORE
10 MORE	10 MORE



Name: _____

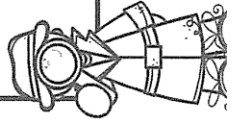
Date: _____

Ten More, Ten Less One More, One Less

10 LESS	1 MORE
1 LESS	1 MORE
10 MORE	10 MORE

10 LESS	1 MORE
1 LESS	1 MORE
10 MORE	10 MORE


10 LESS	1 MORE
1 LESS	1 MORE
10 MORE	10 MORE



YR 1

Name: _____ Date: _____

Comparing Numbers



To play: Put your game marker on the star and flip a coin - heads move 2 spaces, tails move 5. Each time you land on a number write it in the correct place so the number sentence is true.

Comparing Numbers


<input type="text"/>	>	<input type="text"/>
<input type="text"/>	=	<input type="text"/>
<input type="text"/>	<	<input type="text"/>
<input type="text"/>	>	<input type="text"/>
<input type="text"/>	=	<input type="text"/>
<input type="text"/>	<	<input type="text"/>
<input type="text"/>	>	<input type="text"/>
<input type="text"/>	<	<input type="text"/>

Have you won?

Check - Is every box filled in correctly?

YES - Congratulations!

NO - Keep playing



Name: _____

Date: _____

Yr2

Comparing Numbers

512 213 937 340
862 519 166 279 585
253 449 530 322 164 895

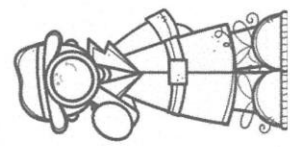
To play: Put your game marker on the star and flip a coin - heads move 2 spaces, tails move 5. Each time you land on a number write it in the correct place so the number sentence is true.

COMPARING NUMBERS

>	=	<	>	=	<	>	<

Have you won?

Check - Is every box filled in correctly?
YES - Congratulations!
NO - Keep playing



Adding to 20

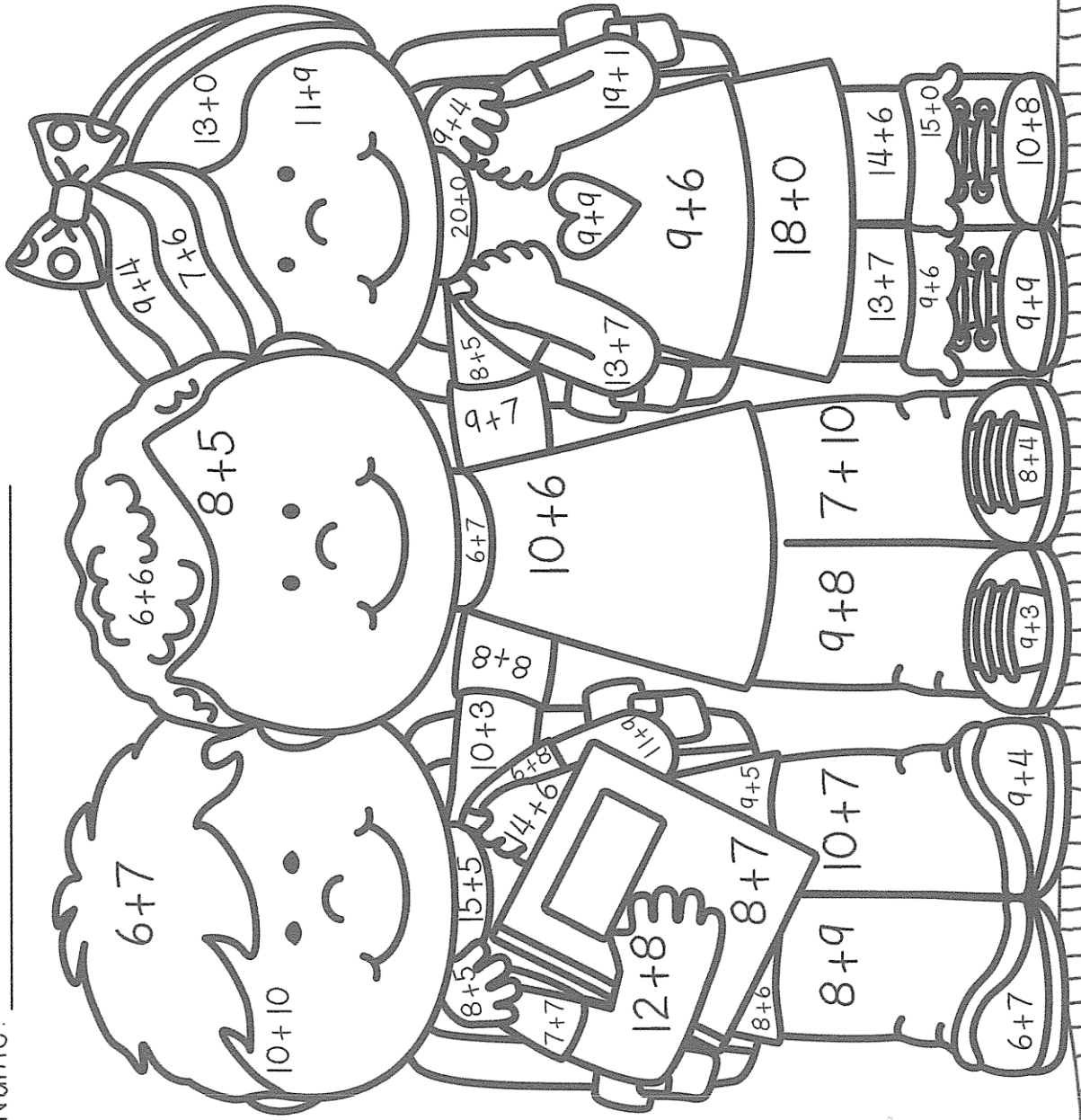
Color by Addition

- 12 - BLACK
- 13 - BROWN
- 14 - GREEN
- 15 - YELLOW
- 16 - RED
- 17 - BLUE
- 18 - PINK
- 20 - PEACH


*You can choose any colors for empty spaces...

School Days

Name: _____



Two Digits - 1 Digit



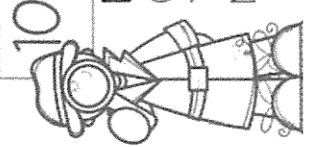
To play: Put your game marker on the star and flip a coin - heads move 2 spaces, tails move 5. Each time you land on a number problem, write it on the recording sheet and answer it.

Name: _____

Date: _____

Two Digits - 1 Digit

1	
2	
3	
4	
5	
6	
7	
8	
9	
10	



Have you won?

Check - Is every equation different?

YES - Congratulations!

NO - Keep playing

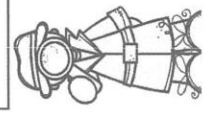


Year 2

Name: _____ Date: _____

Two Digit Subtraction - no regrouping

$97 - 23 =$	□	□	□	□	□	□	□	□	□
	-10	-10	-3						
$68 - 26 =$	□	□	□	□	□	□	□	□	□
	-10	-10	-6						
$79 - 37 =$	□	□	□	□	□	□	□	□	□
	-10	-10	-10	-7					
$58 - 33 =$	□	□	□	□	□	□	□	□	□
	-10	-10	-10	-3					
$89 - 26 =$	□	□	□	□	□	□	□	□	□
	-10	-10	-6						
$57 - 24 =$	□	□	□	□	□	□	□	□	□
	-10	-4	+2						

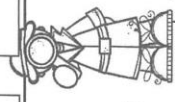


Have you won?
 Check - Have you completed five equations?
 YES - Congratulations!
 NO - Keep practicing

Name: _____ Date: _____

Two Digit Subtraction no regrouping

$89 - 26 =$	□	□	□	□	□	□	□	□	□
	-10	-10	-6						
$54 - 23 =$	□	□	□	□	□	□	□	□	□
	-10	-10	-3						
$57 - 35 =$	□	□	□	□	□	□	□	□	□
	-10	-10	-5						
$79 - 57 =$	□	□	□	□	□	□	□	□	□
	-10	-10	-10	-7					

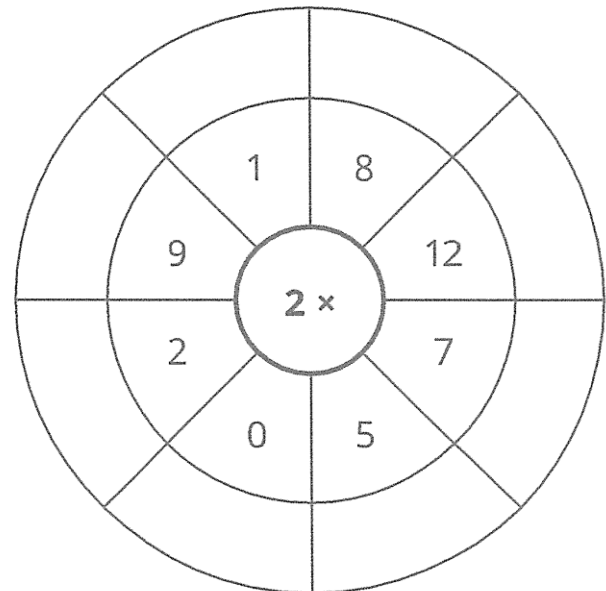
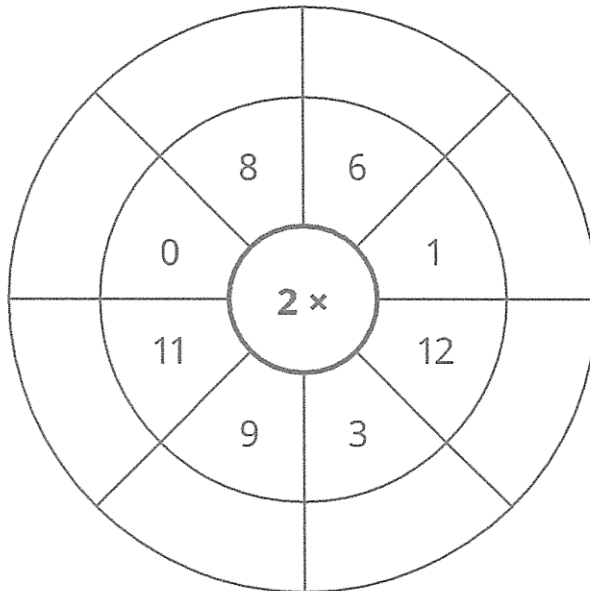
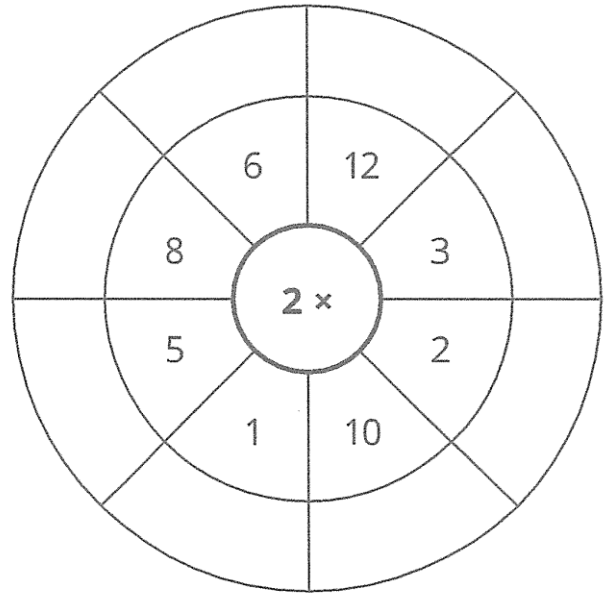
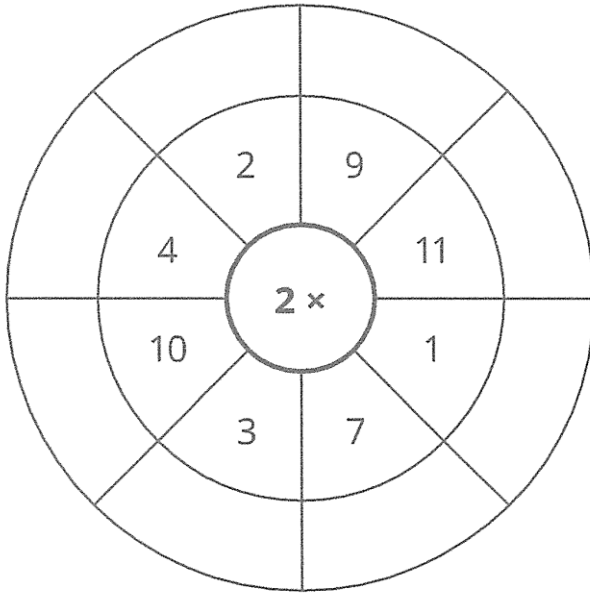


Have you won?
 Check - Have you completed five equations?
 YES - Congratulations!
 NO - Keep practicing

Name: _____

Date: _____

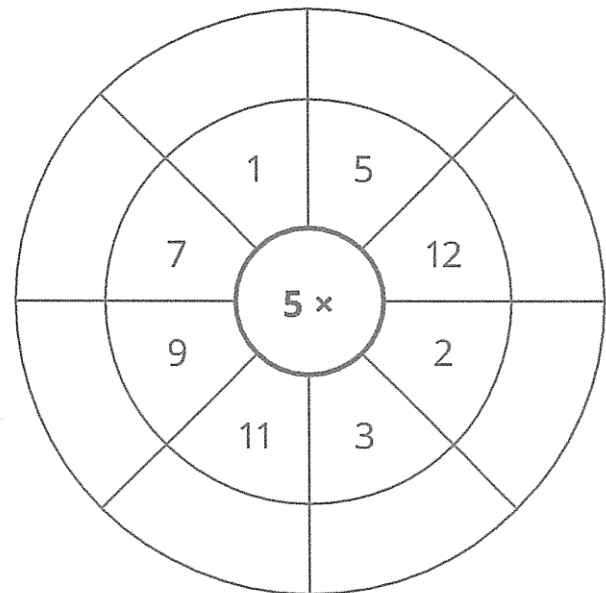
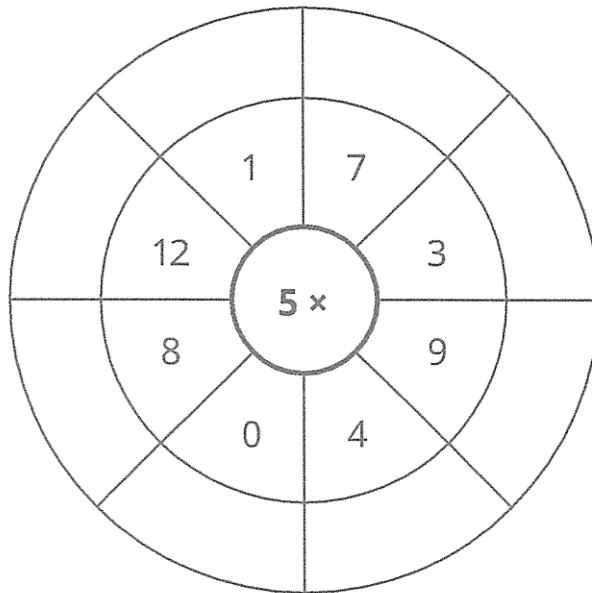
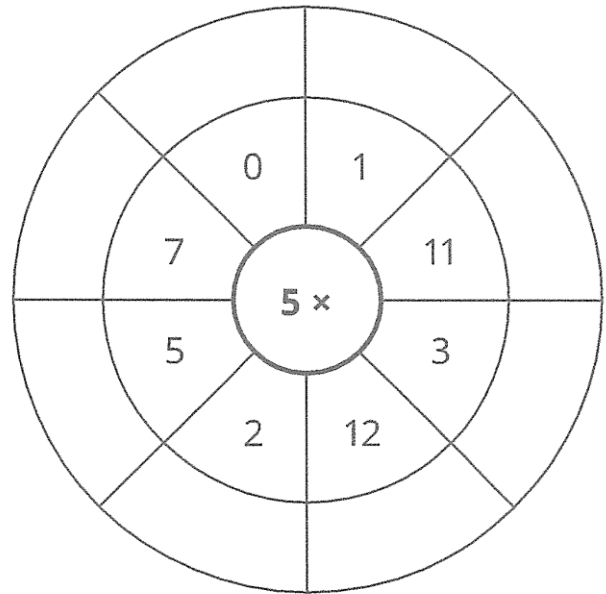
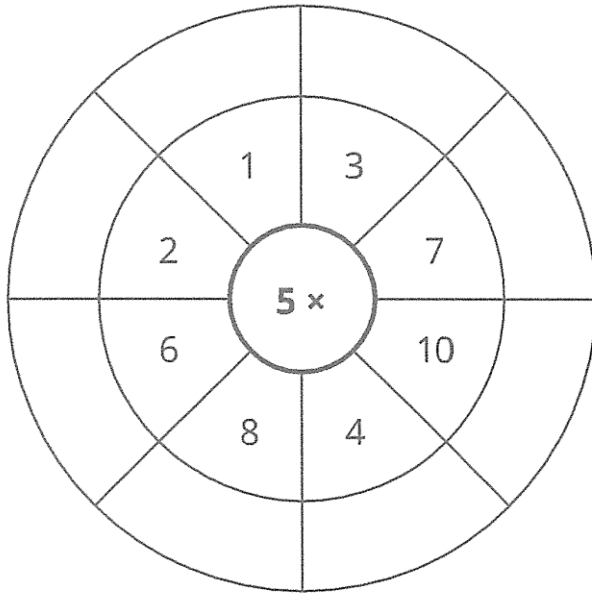
Multiplication Facts of 2




Name: _____

Date: _____

Multiplication Facts of 5





On Your Own Division Party

Name: _____

A group of students are playing a new card game. There are 36 cards in the deck. Six students are playing the game. How many cards will each player be dealt?

--	--	--	--	--	--

Write the division sentence

There were a total of 18 commercials played during my favorite three shows. If the commercials were divided equally between each show how many commercials were in each show?

--	--	--

Write the division sentence

Joey has sixty cents worth of nickels in his pocket.
How many nickels are in his pocket


Write the division sentence



Division Party

Name: _____

There are 8 kids coming to the party. Each kid will get a treat bag. We have 24 lollipops. How many lollipops goes in each treat bag?



The bakery made 36 cupcakes for the party. There are 9 plates. How many cupcakes should I put on each plate?

How can we double check our division?


Division Key Words:

divide

share

equally

2 Dimensional Shapes



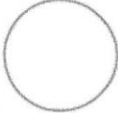
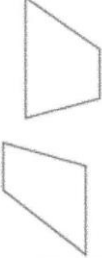
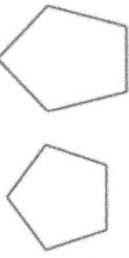
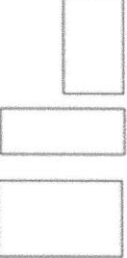


To play: Put your game marker on the star and flip a coin - heads move 2 spaces, tails move 5. Each time you land on a shape, find it on the recording sheet and write its name. The next time you land on it, write the number of sides it has.

© TeachingTrove 2020

Name: _____ Date: _____

2 Dimensional Shapes

Yr 2


Find the Shape	Name the Shape	How many sides?
		
		
		
		
		
		

Have you won?

Check - Do you have 4 completed rows?
YES - Congratulations!
NO - Keep playing!



2 Dimensional Shapes




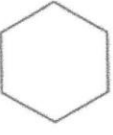
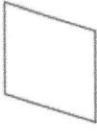




To play: Put your game marker on the star and flip a coin - heads move 2 spaces, tails move 5. Each time you land on a shape, fill in one of the boxes beside it on the recording sheet.

Name: _____

Date: _____

2 Dimensional Shapes

Yr2

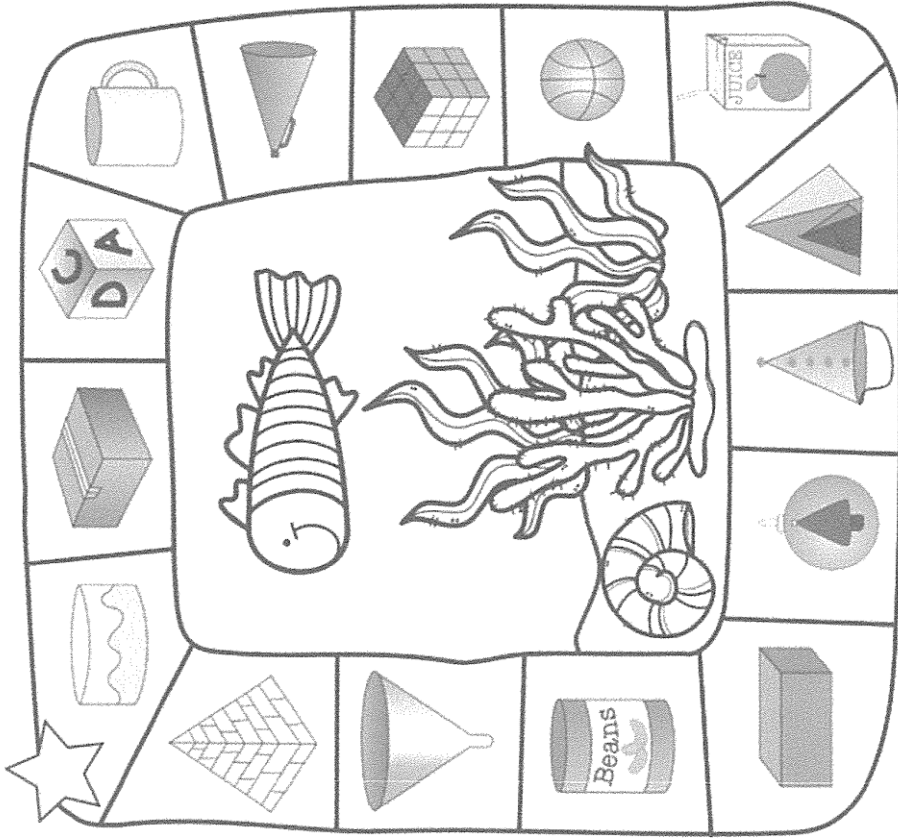
Find the Shape	Name the Shape	How many sides?	How many vertices?
			
			
			
			
			
			
			

Have you won?

Check - Do you have 4 completed rows?
 YES - Congratulations!
 NO - Keep playing!



Shapes Around Us



To play: Put your game marker on the star and flip a coin - heads move 2 spaces, tails move 5. Each time you land on an object, find the matching 3D shape and write its name. The next time you land on it, write the number of faces it has.

Name: _____ Date: _____

Shapes Around Us

Yr 2

Find the shape	Name the shape	How many faces?

Have you won?

Check - Do you have 4 completed rows?

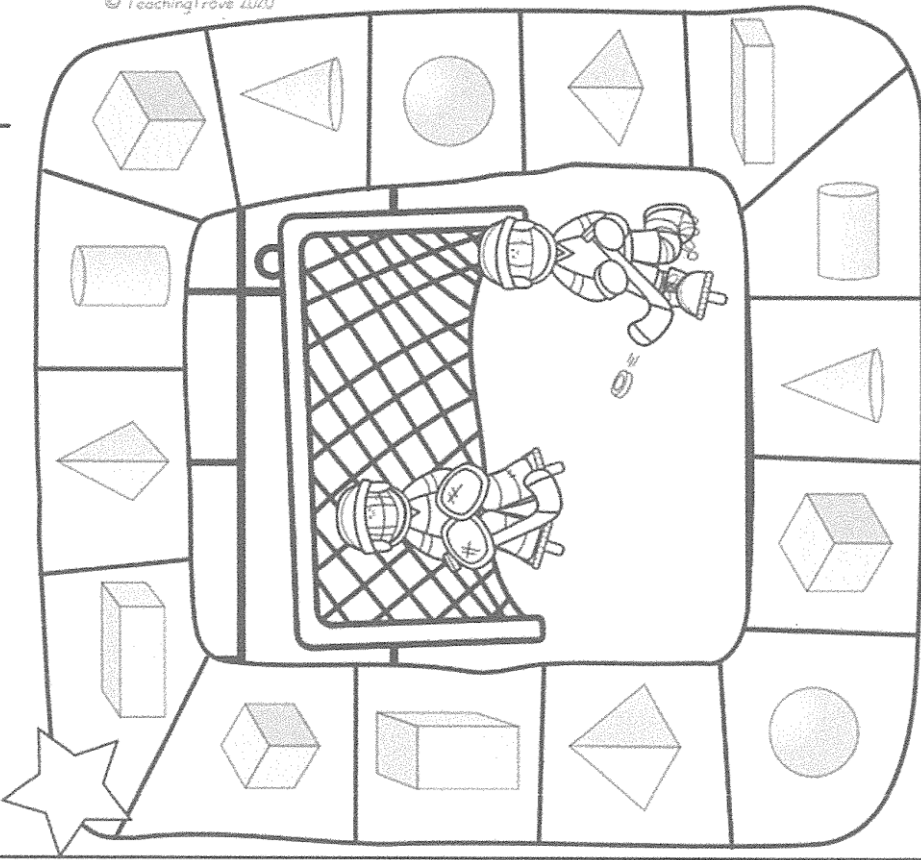
YES - Congratulations!

NO - Keep playing!

- cylinder
- cone
- pyramid
- cube
- sphere
- rectangular prism



3 Dimensional Shapes



© TeachingTrove 2020

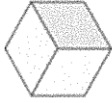



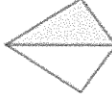

To play: Put your game marker on the star and flip a coin - heads move 2 spaces, tails move 5. Each time you land on a shape, find it on the recording sheet and fill one box.

Name: _____

Date: _____

3 Dimensional Shapes

Yr2

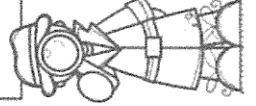
Name	Shape	Edges	Faces	Vertices
				
				
				
				
				
				

Have you won?

Check - Do you have 4 completed rows?


YES - Congratulations!

NO - Keep playing





YR 2

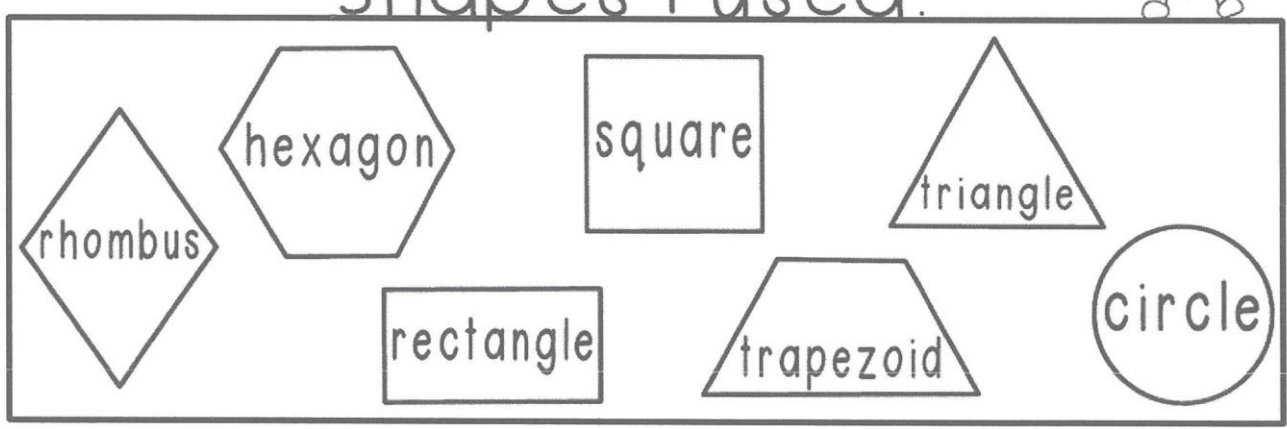
Name:



My Shape Monster!



Shapes I used:



Each year has twelve months.

In January it is hot.

We can swim in the pool.

February is when we go back to school.

It is fun to see our friends again.

March is the beginning of Autumn.

Easter is in March or April.

Its fun to eat chocolate eggs.

In May it is starting to get colder.

June is the beginning of Winter.

In July it gets dark early.

July has the shortest day in the year.

August is still cold and sometimes windy.

September is the start of Spring.

October is when we see plants grow again.

In November lots of baby animals are born.

















































December is the last month of the year.

Christmas is in December and

school finishes for the year.

Then we start all over again.

Roll a Picasso!

	1st Roll	2nd Roll	3rd Roll	4th Roll	5th Roll	6th Roll	7th Roll
	Head Shape	1st Eye	2nd Eye	Nose	Mouth	1st Ear	2nd Ear
							
							
							
							
							
							

Timeline Template

Name _____

Date _____

Title: _____

