

Werrington Public School – Home Learning Stage 2 (Term 4, Week 2)

Week 2 work will have the same structure as usual. The home learning packs will be the same as what is posted on to Google Classroom. Google Classroom will be updated daily with the tasks for that day. It will be monitored by Stage 2 teachers who will reply to posts and/or questions where appropriate. As was done last term, students should either upload or attach evidence of their work on the Google Doc attachment provided on the daily post. The timetable below is just a guide and the tasks do not need to be completed in this exact order, and if there are any tasks that your child is having trouble with please leave it and move on to the next.

The Google Classroom page is titled Stage 2 Term 4 Home Learning 2021 and can be accessed using the code: ypwjozx. Alternatively, all work can be completed offline on paper or in a workbook. In these cases, please refer to the school's SkoolBag app, Facebook or website for information regarding the paper learning packs.

Spelling Week 2

RED	ORANGE	GREEN
truthful	colourful	frightful
careful	doubtful	gleeful
cheerful	unhelpful	plentiful
helpful	flavourful	peaceful
joyful	delightful	respectful
powerful	fateful	remorseful

FOCUS: Words ending in the suffix -ful

RULE/GENERALISATION: The suffix 'ful' is only spelt with one 'l' not two as in 'full' even though the suffix does mean 'full of'

	Monday	Tuesday	Wednesday	Thursday	Friday
Morning	<p><u>English</u></p> <p>Reading Eggs or DEARS – students complete 15-20 minutes of independent reading.</p> <p>Reading Task- Preparing for a new puppy</p> <p>Writing Task- Sentence a day</p> <p>Spelling – complete a look/cover/write/check and place your words in alphabetical order. Select a task from your spelling grid.</p> <p>FITNESS (from the grid or any other activity you choose)</p>	<p><u>English</u></p> <p>Reading Eggs or DEARS – students complete 15-20 minutes of independent reading.</p> <p>Reading Task- Preparing for a new puppy Part 2</p> <p>Writing Task- Up Up and Away</p> <p>Spelling – complete a look/cover/write/check Select a task from your spelling grid.</p> <p>FITNESS (from the grid or any other activity you choose)</p>	<p>WONDERFUL WEDNESDAY</p> <p>Complete any activities on the Wonderful Wednesday grid or choose your own topic to research.</p> <p>If you prefer, you can just finish previous work, engage in other activities you enjoy, perhaps just focus on being active or creative, or have a rest day completely.</p>	<p><u>English</u></p> <p>Reading Eggs or DEARS – students complete 15-20 minutes of independent reading.</p> <p>Reading Task- Superstitions: The Good and the Bad</p> <p>Writing Task- Letter to the Principal</p> <p>Spelling – complete a look/cover/write/check Select a task from your spelling grid.</p> <p>FITNESS (from the grid or any other activity you choose)</p>	<p><u>English</u></p> <p>Reading Eggs or DEARS – students complete 15-20 minutes of independent reading.</p> <p>Reading Task- Superstitions: The Good and the Bad Part 2</p> <p>Writing Task- Procedure writing</p> <p>Spelling – complete look/cover/write/check and a task from your spelling grid. Can someone test you on this weeks' words?</p> <p>FITNESS (from the grid or any other activity you choose)</p>
Break					
Middle	<u>Mathematics</u>	<u>Mathematics</u>	Continue to upload anything you want to	<u>Mathematics</u>	<u>Mathematics</u>

	Monday	Tuesday	Wednesday	Thursday	Friday
	Number of the day Maths: Number patterns, problem solving and subtraction Maths Grid – select a task from the maths grid. Optional: Mathletics (related to today's topic) Wishball, Number Game.	Number of the day Math: Number patterns, problem solving and subtraction Maths Grid – select a task from the maths grid. Optional: Mathletics (related to today's topic) Wishball, Number Game.	share with your teachers, and communicate on Google Classroom with your friends if you wish.	Number of the day Maths: Number patterns, problem solving and subtraction Maths Grid – select a task from the maths grid. Optional: Mathletics (related to today's topic) Wishball, Number Game.	Number of the day Maths: Number patterns, problem solving and subtraction Maths Grid – select a task from the maths grid. Optional: Mathletics (related to today's topic) Wishball, Number Game.
Break					
Afternoon	<u>Other KLAS</u> BTN Newsbreak- write a quick recap Creative Arts- Recycle Frog Art	<u>Other KLAS</u> BTN Newsbreak- write a quick recap Geography- States & Territories: mapping		<u>Other KLAS</u> BTN Newsbreak- write a quick recap Science- Biological Food Chains	<u>Other KLAS</u> BTN Classroom Episode- take notes during and write a recap of one story SPORT: Practice a sport or skill

Learning from home SPELLING GRID Stage 2 Werrington Public School

Instructions: Complete one activity each day from this grid. Write the date you completed each activity in your work book.

Spelling Write your spelling words in forwards and backwards alphabetical order.	Spelling Colour code your spelling words according to the vowels and consonants.	Spelling Write each of your spelling words inside a word search.	Spelling Write your spelling words showing breaks for each syllable.	Spelling Write each of your spelling words in a meaningful sentence.	Spelling Write a conversation (using direct speech) which includes your spelling words.
Spelling Write the dictionary definition of each of your spelling words.	Spelling Write a true statement and a false statement for each of your spelling words.	Spelling Write 5 clues about each of your spelling words.	Spelling Write your spelling words in an interesting font.	Spelling Write each of your spelling words with the letters jumbled up	Spelling Write a paragraph which includes your spelling words.
Spelling Pick 5 of your spelling words and draw a picture that represents each of them.	Spelling Use grid paper to make a crossword using your spelling words. Don't forget to provide clues for each word.	Spelling Search through old magazines or newspapers to find as many spelling words as you can. Cut them out and glue them in your book.	Spelling For each of your spelling words, write four words. One is your spelling word, two relate to you spelling word and one is the odd word out that doesn't fit with the other two.	Spelling On a sheet of paper write your spelling words in different directions, filling up the whole sheet. Use different colours and style of writing for each word.	Spelling Write your spelling words in groups of nouns, verbs and adjectives.
Spelling Think of as many words as possible that rhyme with each of your spelling words and write them down.	Spelling Write a sentence for each of your spelling words using as much alliteration as possible.	Spelling Create a funny poster selling something using only your spelling words.	Spelling Write a short story using as many of your spelling words as you can. Write your spelling words in a different colour.	Spelling Sort your spelling words into three different categories of your choice.	Spelling Create a code for the alphabet and write your spelling words using the code. Then have someone decipher your words.

Term 4 – Learning from Home – Maths Grid

Instructions: Each day choose an activity to complete. Students may change the size and place value of a number to make it more/less challenging

<p>Number</p> <p>Choose a number between 1 and 100. Create a riddle about that number for your family to solve e.g. "I am a 2-digit odd number. My second digit is a 1. I am 7 times as many as 3. What am I? (21)</p>	<p>Addition and Subtraction</p> <p>The answer is: \$12.75 What could the question be? Write one multi-step word problem using either addition or subtraction where the answer is \$12.75.</p>	<p>Multiplication and Division</p> <p>Select a times table. With another person, start at 0 and alternatively say each answer. If you make an error, then start from the beginning. Try to complete a variety of times tables.</p>	<p>Statistics and Probability</p> <p>Create a questionnaire and gather data about your family's favourite TV show, food, or animal. Choose a way to present the information e.g. a bar graph, pie chart, column graph, tallies.</p>	<p>Measurement & Geometry</p> <p>Find 2D shapes in your house. Estimate first, then calculate the perimeter of the shapes.</p>
<p>Number</p> <p>Ask an adult or friend to write a number down. You have one minute to tell the person as many facts you know about that number. It could be sums that total this number. Whether the number is odd or even, how many digits it has, numbers which are more or less</p>	<p>Addition and Subtraction</p> <p>Use some items from your cupboard to make your own shop at home. Price the items and ask someone to 'buy' some of the items. Calculate the total cost and change they would get.</p>	<p>Multiplication and Division</p> <p>You will need a second player, 2 dice and 10 counters (5 in a different colour). Create a noughts & crosses game board (there should be 9 spaces). Roll the 2 dice and multiply the numbers together. If you answer correctly, place a counter anywhere on the board. Take turns.</p>	<p>Statistics and Probability</p> <p>Flip a coin 12 times Using tallies, record if it is a heads or tails. Total how many heads and tails at the end of the 12 flips. Do this again, but first predict what you think the results will be. Are they comparable? Write a sentence to represent what you discovered.</p>	<p>Measurement & Geometry</p> <p>Follow a recipe and weigh each ingredient using scales. Add the cooking time to the current time to work out when it will be ready. *Get help from an adult for this activity.</p>
<p>Number</p> <p>Find 6 different digits in a newspaper, magazine or advertisement. Cut them out. Set a timer for 5 minutes. How many numbers can you make by using these digits? Write them down to keep count!</p>	<p>Addition and Subtraction</p> <p>Ask each family member the year they were born. Find the sum of the years together or add each of the digits individually e.g. 1973 = 1+9+7+3 Determine if the sum is odd or even.</p>	<p>Multiplication and Division</p> <p>Draw a pizza on paper. Cut it into sixths. Give each slice a different topping. How many pizzas do you need for each family member to get 2 slices with the same topping? Repeat and cut the pizza into eighths.</p>	<p>Statistics and Probability</p> <p>Count the number of shoes each family member has. Create a bar graph to represent the data. Write a comparative sentence for each family member using < (less than) and > (greater than).</p>	<p>Measurement & Geometry</p> <p>Time how long it takes you to eat breakfast, lunch and dinner. At the end of the day, calculate how long it took you to eat these three meals. Record using hours, minutes, seconds. Include snack meals if you like.</p>
<p>Number</p> <p>Find something in nature or your home that follows a set pattern, e.g. 1 frog = 4 legs. Generate a table of number pairs showing the relationship, e.g. 2 frogs = 8 legs, 3 frogs = 12 legs. Using your data, write 3 2-step word problems</p>	<p>Addition and Subtraction</p> <p>Choose 10 books (preferably chapter or recipe books) in your home. Write down the number of pages found in each book. Order them from greatest to least.</p>	<p>Multiplication and Division</p> <p>Face a partner in the middle of a room with your hands behind your back. At the same time, show a number on your fingers. The first person to say the product (multiplication of the 2 numbers) takes a step back. The first person to a wall, wins</p>	<p>Statistics and Probability</p> <p>Roll a dice 12 times. Write down the numbers of the dice and put tallies next to the number if that number is rolled. What did the results show? Where there any numbers that were rolled more than others, or was it equal? Have a family member try this too and check their results.</p>	<p>Measurement & Geometry</p> <p>Spread a blanket out on the floor. Use a ruler to measure two sides of the blanket. Round to the nearest whole number. Find the perimeter and area of the blanket. Which blanket in your home has the largest perimeter?</p>

Stage 2 Fitness Grid

Warm Up 15 High Knees 30 Second Plank 18 Burpees 10 Push-ups	Fun Fitness Activities Join in with today's 'PE with Joe' (Search PE with Joe on Youtube)	Fun Fitness Activity Create a 1-minute dance routine.	Fun Fitness Activity Learn a new stretch/exercise. Write what it is and how you learnt it.	Warm up 45 Second Jog on Spot 10 Jumping Jacks 10 Burpees
Fun Fitness Activity Do Yoga, search 'Cosmic Kids Yoga' on Youtube.	Warm Up 20 second plank 1 minute Run on the spot 15 Push-ups	Fun Fitness Activity Go for a walk with an adult.	Warm Up 15 Star Jumps 20 High Knees 25 Sit Ups	Fun Fitness Activity Jump on your trampoline/Jump around your backyard.
Warm Up 10 Mountain Climbers 45 Second Plank 15 Burpees	Fun Fitness Activity Learn a new dance	Warm Up 20 Sit ups 15 Push-ups 30 High Knees	Fun Fitness Activity Time yourself skipping a lap around your backyard or every room in your house. Then try to keep beating your time.	Warm Up Do any 4 stretches you know, for 30 seconds each. 20 Mountain Climbers
Fun Fitness Activity Join in with today's 'PE with Joe' (Search PE with Joe on Youtube)	Warm Up 20 Bottom Kicks 20 Push-ups 20 Sit ups 20 Second Plank	Fun Fitness Activity Join in with today's 'PE with Joe' (Search PE with Joe on Youtube)	Warm Up 20 Bottom Kicks 30 Star Jumps 15 Sit Ups	Fun Fitness Activity Make an obstacle course. Record yourself doing it
Warm Up 30 Push Ups 30 Sit Ups 30 Burpees 1 Minute Plank	Fun Fitness Activity Make a hopscotch grid. Do hopscotch.	Fun Fitness Activity Play handball against the brick wall/ with a sibling in your backyard.	Fun Fitness Activity Play tip with a family member.	Warm Up 30 Static Jumps 20 Lunges per leg 10 Star Jumps

Preparing for a New Puppy

Bringing a new puppy home is a wonderful time for a family! There are some things that you need to have before the new puppy comes home.

Puppies love to chew! It's important to have things for your puppy to chew. These can be dog bones that they can eat. They can also be rubber bones that they will just chew. Puppies spend a lot of time chewing, so it helps to have a lot of options. If you don't, your new puppy may find other things in your home to chew.

You will need toys so that you and the puppy can play together. When you go to buy toys, think about the type of puppy you are getting. Is this puppy going to be very active? If you have an active puppy, getting a tennis ball for outdoor play might be a good idea. Is this puppy going to be calm or relaxed? You might want to buy some toys that you can play with inside. Of course, puppies are like people. They like to do a lot of different things. Using different toys will keep your puppy happy.

Treats are very important, too. You will need to get some treats for your new puppy before it arrives. Treats will help you train the puppy to do what you want. You can train your puppy to sit, lay down, or even shake your hand. Giving your puppy a treat helps it know you are happy with its behavior.

Don't forget to pick up some everyday supplies. You will need to get puppy food and bowls for food and water. Make sure that you choose a dog collar and a leash, too. When you buy these items, check to see that the size is right for your new puppy. You should also get something for the puppy to sleep on. You might want to use a blanket or a dog bed.

Once you have all of these things, your home will be ready to welcome a new member of the family! Then, all you need to do is add some love.



© One Stop Teacher Shop™

Monday

Before you read, preview the article. What do you think this text will be about?

—

—

—

—

What is the main idea of the text?

—

—

—

_What is the 2nd paragraph mainly about?

—

—

—

—

What might happen if you don't give your puppy something to chew?

—

—

—

—

What should you think about when you buy toys for your puppy?

—

—

—

—

If you have a more relaxed puppy, what type of toy should you get?

—

—

—

A Sentence a Day Writing Sheets

Write a sentence to go with each picture.

beautiful, bubbles, twinkling, night, alone, rainbow, Aboriginal, swimming



The children are _____



I can see _____



The turtle is _____



I wonder _____



This painting is _____

Continue to add 5 to the following number patterns:

4	9	14	19										
6	11	16	21										
8	13	18	23										
12	17	22	27										

In the NRL a try is worth four points, a conversion or penalty goal is worth 2 points and a field goal is worth one point.

In 2020 the Melbourne Storm won the NRL premiership with 4 tries and 5 conversion/penalty goals.

What was their total score? (Use a calculator to multiply tries by 4 and goals by 2, add them together)

Answer:



Answer the following questions:

125	298	850	2250	129
- 65	- 79	- 500	- 1570	- 46
=	=	=	=	=



To buy Crocs sandals, you need \$70.

You have already saved \$15. How much more money do you need to afford the Crocs sandals?

Answer:

CAPA Term 4 Week 2

Visual Art

Recycle Frog Craft

Materials

- Empty toilet paper rolls
- Acrylic paint, coloured pencils or markers
- Scissors
- Stapler
- Glue
- Pencil & eraser

Instructions:

Step 1 Gather your materials! We used acrylic paint to give our koi fish their beautiful colours.

Step 2 Paint each toilet paper roll in a colour of your choice.

Step 3 Create the fish scales by painting small 'U' shapes.

Step 4 Paint fins and a fish tail for each fish onto thick paper or card (we used acrylic paper). There's no need to be too fussy here - simple shapes will do the trick.

Step 5 Carefully cut out your fish tails. This step might require help from a parent or babysitter!

Step 6 We matched the fish tails to the colours of the fish scales.

Step 7 Squeeze the sides of the toilet paper roll together and staple your fish tail to the toilet paper roll (fish body).

Step 8 Carefully cut out the fish fins.

Step 9 Paint (or colour) long, thin strips of card in a shade of pink (this will be the fish's lips).

Step 10 Glue or staple the fish lips around the toilet paper roll.

Step 11 Add the fish's eye. To create the eye, we simply painted a black dot on a piece of white card and then cut a circle around it.

Now try a shark, frog or your own Remember to take a photo and post it.



Preparing for a New Puppy

Bringing a new puppy home is a wonderful time for a family! There are some things that you need to have before the new puppy comes home.

Puppies love to chew! It's important to have things for your puppy to chew. These can be dog bones that they can eat. They can also be rubber bones that they will just chew. Puppies spend a lot of time chewing, so it helps to have a lot of options. If you don't, your new puppy may find other things in your home to chew.

You will need toys so that you and the puppy can play together. When you go to buy toys, think about the type of puppy you are getting. Is this puppy going to be very active? If you have an active puppy, getting a tennis ball for outdoor play might be a good idea. Is this puppy going to be calm or relaxed? You might want to buy some toys that you can play with inside. Of course, puppies are like people. They like to do a lot of different things. Using different toys will keep your puppy happy.

Treats are very important, too. You will need to get some treats for your new puppy before it arrives. Treats will help you train the puppy to do what you want. You can train your puppy to sit, lay down, or even shake your hand. Giving your puppy a treat helps it know you are happy with its behavior.

Don't forget to pick up some everyday supplies. You will need to get puppy food and bowls for food and water. Make sure that you choose a dog collar and a leash, too. When you buy these items, check to see that the size is right for your new puppy. You should also get something for the puppy to sleep on. You might want to use a blanket or a dog bed.

Once you have all of these things, your home will be ready to welcome a new member of the family! Then, all you need to do is add some love.



© One Stop Teacher Shop™

Tuesday

What is the main idea of the 4th paragraph?

According to the text, why are treats important?

Based on the article, what are some tricks you can train your puppy to do?

Why did the author write this text?

—

—

What does the author suggest you get for your puppy to sleep on?

—

—

—

—

After reading this article, how do you think the author feels about getting a new puppy?

—

—

—

—

Up, up and Away

Today you are going to write a narrative or story. The idea for your story is 'Up, Up and Away'.

You could write about an animal that flies or a person that has an adventure in an aeroplane or hot air balloon. You might want to write about something that floats or flies away.

Think about the following:

- Who are your characters?
- Where is your story set?
- What is the problem or complication and how will it be solved?
- How will your story end?

Remember to:

- Plan your story with a beginning, middle and end.
- Organise your ideas into paragraphs.
- Choose your words carefully to entertain the reader.
- Write in sentences.
- Pay attention to your spelling and punctuation.
- Check and edit your work carefully.

Continue to add 8 to the following number patterns:

3	11	19	27										
6	14	22	30										
9	17	25	33										
15	23	31	39										

In the NRL a try is worth four points, a conversion or penalty goal is worth 2 points and a field goal is worth one point.

In 2018 the Sydney Roosters won the NRL premiership with 3 tries, 4 conversion/penalty goals and 1 field goal.

What was their total score? (Use a calculator to multiply tries by 4 and goals by 2, add them together and add field goal)

Answer:



Answer the following questions:

320	450	1200	2500	15000
- 50	- 90	- 400	- 1600	- 2850
=	=	=	=	=



To buy Batman Lego, you need \$400.

You have already saved \$125. How much more money do you need to afford the Batman Lego?

Answer:

Term 4, Week 2 - Geography

Our Australia

1. Use the blank Australian map to write the name of the STATE or TERRITORY
(write it on the outside of the map drawing, next to the correct location)
2. Draw a dot to show the location of each State or Territories' CAPITAL CITY (write the name of the Capital city next to the dot on the outside of the map drawing). You may need to ask for some help or research this information.
3. You may also like to write inside the State or Territory on the map, these major places within Australia. Write down the ones you know first, for example, the Sydney Harbour Bridge is in Sydney, which is in the State of NSW, so write 'Sydney Harbour Bridge' on the map inside the State of NSW.

Uluru

Sydney Harbour Bridge

Sydney Opera House

The Twelve Apostles

Great Barrier Reef

Cape York Peninsular

Nullarbor Plain

Kakadu National Park

Blue Mountains

Flinders Ranges

Bondi Beach

Daintree National Park

Great Victoria Desert

Parliament House

Torres Straight Islands

Murray River

Great Australian Bite

Royal Botanic Garden

Wave Rock

Great Sandy Dessert



Australia

Name: _____



WONDERFUL WEDNESDAYS RESEARCH GRID

Choose any person, place, object/invention or animal that interests you and research answers to any of the questions below.

PERSON	PLACE	OBJECT/ INVENTION	ANIMAL
Who is the person? Write their full name including any nicknames for the person.	Where is this place? Where in the world it is and which other countries are nearby or where in a country is the town or city.	What is it ? What is or was it used for?	What is it? Which animal family does it belong to?
When was he/she born? When did he/she die?	What is it like there? Describe the geography of the place (<i>land forms such as mountains, rivers, forests, lakes etc</i>). Describe the climate (<i>weather</i>).	What is it made of? How is it made? Where is it made?	What does it look like? Describe its shape, size, covering, colour, special body features. How does it move?
Where was he/she born? Name the place and anything information about family members.	What animals and plants are there? Describe the native flora and fauna.	What does it look like? Describe its appearance including colour, size, shape etc; What are the parts of the object? How does it work?	Where does it live? Where in the world the animal is found. What is its habitat? What kind of natural environment does the animal live in and why is it suited to this environment?

What did he/she achieve? Why is this person remembered?	What are the country's main cities or landmarks? What famous sights/sites are there?	Who invented it? Why was it invented?	What does it eat? Describe how it get its food.
What problems did they have to overcome?	How do the people live? Describe their houses, their work, transport, festivals, religions, schools, entertainment, sports.	What impact has it had on people?	Explain the life cycle and how the animal cares for its young.
Is there something named after this person? Describe it.	What is the flag or emblems of the country/city? What money do the people use?	How do you think it can be improved?	How does it protect itself? What enemies does it have?
How has what he/she achieved affected others?	Who are the famous people of the place?	What might be the next development?	What is this animal's status? (common, rare, endangered?) If endangered are there special programs to conserve the species? How might you help the conservation of this species?

Superstitions: The Good and the Bad

Are you superstitious? Many people believe that an item or event can cause good or bad things to happen. Superstitions aren't based on facts or science. They don't follow logic. There is no proof that something can bring good luck, or cause bad luck. But that doesn't stop people from being superstitious. Here are some common superstitions.


Superstitions for Good Luck

- Crossing your fingers
- Four-leaf clovers
- Picking up a penny
- Knocking on wood
- Hanging a horseshoe above a door



Superstitions for Bad Luck

- Friday the 13th and the number 13
- Opening an umbrella indoors
- A black cat crossing your path
- Walking under a ladder
- Breaking a mirror



Superstitions exist around the world. In Denmark, they don't throw out broken dishes. They save them until New Year's Eve. Then, they throw them at their friends' houses to bring them good luck. In China, 4 is an unlucky number. The elevators in some buildings don't list a 4th floor. In India, it is said to be bad luck to trim your nails at night. And in Bulgaria, it's actually considered good luck if a bird poops on you!

Where do superstitions come from? Some trace back thousands of years. Take a look at how three superstitions got started.

Breaking a Mirror Brings 7 Years Bad Luck: In ancient Greece, they believed mirrors captured a piece of your soul. When you broke a mirror, your soul got broken, too. They believed it took seven years for a broken soul to heal.

Knocking on Wood: Centuries ago, several cultures believed that spirits and magical creatures lived inside trees. People knocked on trees in hopes that the spirits would help them. Today, we knock on anything made of wood, hoping for good luck.

Opening an Umbrella Indoors: In ancient Egypt, umbrellas weren't for rain. Umbrellas provided shade from the hot sun. The Egyptians worshipped the Sun God, Ra. Opening an umbrella indoors was considered an insult to Ra. People feared offending Ra. If Ra was angry, he might cause bad things to happen.

Thursday

Before you read, make a prediction about this text based on the title.

If someone is superstitious, they believe...

Where do superstitions exist?

What number is unlucky in China?

According to the article, what is one superstition people believe will bring you bad luck?

Based on the text, what do people in Denmark do with broken dishes?

Letter to the Principal

Think about some improvements that you would like to make at your school. There might be rules you would like changed or perhaps you think something new should be bought for students or use. **Write a letter to your principal to tell them about your ideas.** You could choose to write about just one change you would like to see happen or a few different ideas that you have.

Try to convince the reader that your improvements are important for your school.

- Start with an introduction:
An introduction lets the reader know what you are writing about.
- Write your opinion on your topic:
Give reasons for your opinion and explain these reasons.
- Finish with a conclusion:
A conclusion sums up your reasons so that a reader is convinced of your opinion.

Remember to:

- Plan your writing.
- Organise your ideas into paragraphs.
- Choose your words carefully to convince the reader.
- Write in sentences.
- Pay attention to your spelling and punctuation.
- Check and edit your work carefully.

Continue to add 6 to the following number patterns:

2	8	14	20										
15	21	27	33										
7	13	19	25										
17	23	29	35										

In the NRL a try is worth four points, a conversion or penalty goal is worth 2 points and a field goal is worth one point.

In 1998 the Brisbane Broncos won the NRL premiership with 7 tries, 5 conversion/penalty goals and 0 field goals.

What was their total score? (Use a calculator to multiply tries by 4 and goals by 2, add them together and add field goal)

Answer:



Answer the following questions:

180	470	1600	2770	15400
- 30	- 80	- 800	- 1200	- 2200
=	=	=	=	=



To buy a Chromebook Laptop, you need \$570.

You have already saved \$200. How much more money do you need to afford the Chromebook Laptop?

Answer:

BIOLOGICAL- Food Chains

All living things depend on ENERGY to survive.

Plants get their energy from the sun and the soil.

Herbivores get their energy from plants.

Carnivores get their energy from other animals.

Omnivores get their energy from plants and animals.

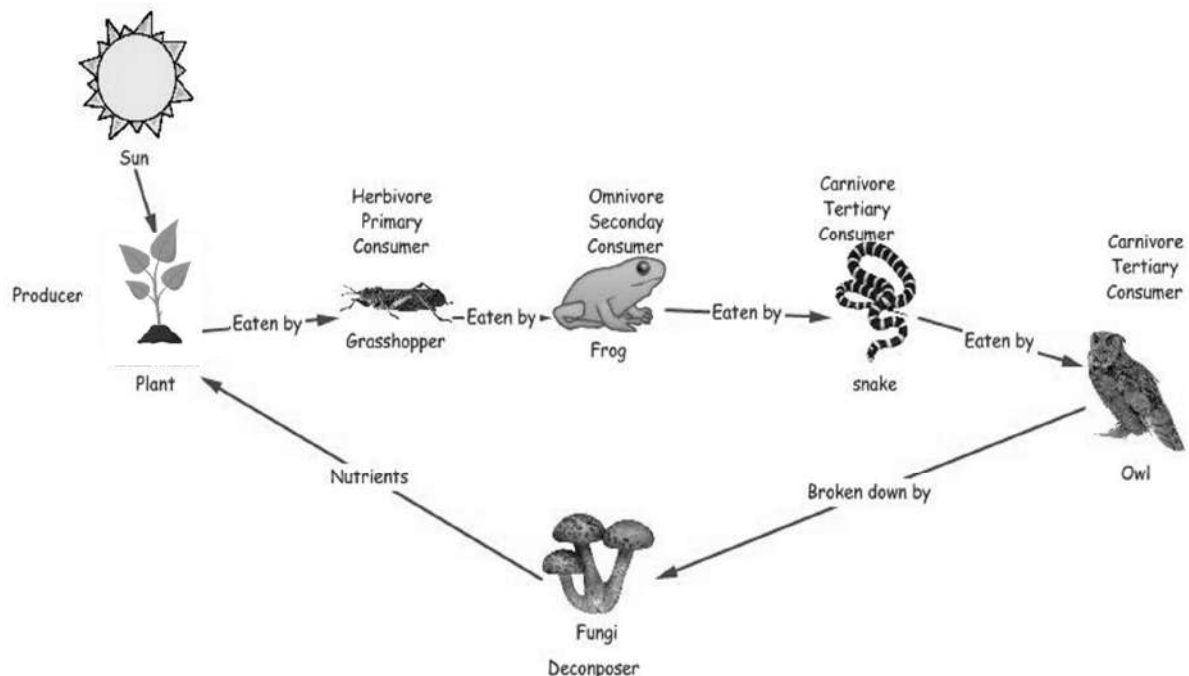
There are 3 groups in the biological food chain:

Producers are usually seeds, pollen, spores, and vegetation

Consumers are usually birds, mammals, fish, and reptiles

NOTE - Consumers can be predators and/ or prey

Decomposers are usually mini-beasts, fungi, molluscs, and crustaceans



**Show me your understanding about the THREE
food chain groups by filling in the TABLE below:**

List as many NATURAL examples as you can remember into each of the categories below
USE THE PICTURE and the DESCRIPTIONS on the previous page to help you.

PRODUCERS	CONSUMERS	DECOMPOSERS

Superstitions: The Good and the Bad

Are you superstitious? Many people believe that an item or event can cause good or bad things to happen. Superstitions aren't based on facts or science. They don't follow logic. There is no proof that something can bring good luck, or cause bad luck. But that doesn't stop people from being superstitious. Here are some common superstitions.


Superstitions for Good Luck

- Crossing your fingers
- Four-leaf clovers
- Picking up a penny
- Knocking on wood
- Hanging a horseshoe above a door



Superstitions for Bad Luck

- Friday the 13th and the number 13
- Opening an umbrella indoors
- A black cat crossing your path
- Walking under a ladder
- Breaking a mirror



Superstitions exist around the world. In Denmark, they don't throw out broken dishes. They save them until New Year's Eve. Then, they throw them at their friends' houses to bring them good luck. In China, 4 is an unlucky number. The elevators in some buildings don't list a 4th floor. In India, it is said to be bad luck to trim your nails at night. And in Bulgaria, it's actually considered good luck if a bird poops on you!

Where do superstitions come from? Some trace back thousands of years. Take a look at how three superstitions got started.

Breaking a Mirror Brings 7 Years Bad Luck: In ancient Greece, they believed mirrors captured a piece of your soul. When you broke a mirror, your soul got broken, too. They believed it took seven years for a broken soul to heal.

Knocking on Wood: Centuries ago, several cultures believed that spirits and magical creatures lived inside trees. People knocked on trees in hopes that the spirits would help them. Today, we knock on anything made of wood, hoping for good luck.

Opening an Umbrella Indoors: In ancient Egypt, umbrellas weren't for rain. Umbrellas provided shade from the hot sun. The Egyptians worshipped the Sun God, Ra. Opening an umbrella indoors was considered an insult to Ra. People feared offending Ra. If Ra was angry, he might cause bad things to happen.

Friday

What kind of luck do people hope to get when they knock on wood?

What do people in India believe will bring you bad luck?

What is one superstition people believe will bring you good luck?

Based on the text, how many years of bad luck will you have if you break a mirror?

Who believed it was bad luck to open an umbrella indoors?

Are you superstitious?

Procedure Planning

Procedures help you to complete a task through a series of detailed steps. Look at the steps below. Can you rewrite them to add more detail?

1. _____

2. _____

3. _____

4. _____

5. _____

How to Pot a Plant


Get a pot.

Get some dirt.

Put seeds in the pot.

Water.

Watch grow.



Images are a helpful way to add to written instructions when creating a procedure.
Draw some simple images to go with each of your instructions.

Continue to add 9 to the following number patterns:

3	12	21	30										
9	18	27	36										
23	32	41	50										
6	15	24	33										

In the NRL a try is worth four points, a conversion or penalty goal is worth 2 points and a field goal is worth one point.

In 2005 the Wests Tigers won the NRL premiership with 5 tries, 5 conversion/penalty goals and 0 field goals.

What was their total score? (Use a calculator to multiply tries by 4 and goals by 2, add them together and add field goal)

Answer:



Answer the following questions:

250	570	1570	2650	16500
- 40	- 90	- 700	- 1300	- 3500
=	=	=	=	=



To buy Adidas Track pants, you need \$100.

You have already saved \$24. How much more money do you need to afford the Adidas Track pants?

Answer: