



Year One: Term 2 Week 1
Learning from Home Pack

Year 1 Continuity of Learning Plan: Term 2 Week 1

You will not need access to a digital device to complete the following activities. You will need help from a parent/carer and the resource pack from your teacher.














		Monday	Tuesday	Wednesday	Thursday	Friday
Task		Have a go at tying up your shoes.	Can you help make dinner tonight?	Have you cleaned your teeth in the morning and night?	Have you cleaned your room?	Could you help bring in the clothes? Are you able to help fold the clothes?
Google Classroom		Log in to Google Classroom to check in with your teacher, and answer the question of the day.	Log in to Google Classroom to check in with your teacher, and answer the question of the day.	Log in to Google Classroom to check in with your teacher, and answer the question of the day.	Log in to Google Classroom to check in with your teacher, and answer the question of the day.	Log in to Google Classroom to check in with your teacher, and answer the question of the day.
		English	English	English	English	English
Morning Spelling List		Read your magic 100 sight words aloud.	Play fly swat with your sight words. An adult says a word, you find the word and splat it with your hand	Read your magic 100 sight words aloud	Play fly swat with your sight words. An adult says a word, you find the word and splat it with your hand	Time how long it takes to Read your magic 100 sight words aloud Try again. See if you can beat your first time.
go		Choose a spelling activity from the activity gird	Choose a spelling activity from the activity gird	Choose a spelling activity from the activity gird	Choose a spelling activity from the activity gird	Choose a spelling activity from the activity gird
no		Play race to the pond 'a' game.	Play race to the pond 'e' game.	Play race to the pond 'i' game.	Play race to the pond 'o' game.	Play race to the pond 'u' game.
hop		Reading. Refer to resource pack. 'Harry the dirty dog' Complete before, during and after activities	Reading. Refer to resource pack. Re-read 'Harry the dirty dog' Complete before, during and after activities	Reading. Refer to resource pack. Re-read 'Harry the dirty dog' Complete before, during and after activities	Listen to the following facts about dogs https://www.youtube.com/watch?v=b43PbeSekDo	Read the information text 'Taking Care of a Dog'
fit						
grin						
duck						
neck						
clock						
lick						
broomstick						

Monday		Tuesday		Wednesday		Thursday		Friday	
	Complete Handwriting for letter L	Writing. Complete reading response activity from "Harry the dirty dog"		Writing. Complete writing activity from "Harry the dirty dog"		Research special facts about dogs.		Make a poster about how to look after a dog.	
	Illustrate the poem Pets	Choose one of the following sentence starters to answer the question, will Harry like baths from now on? No, Harry will not like baths because... Yes, Harry will like baths because...		Write a narrative piece. Prompt: Harry did not like having a bath, but it was a good thing for him. Think of something you don't like to do, but have to because it is good for you.		Write a description of a dog, draw it and label it.			
Break	Break	Break		Break		Break		Break	
Middle	Mathematics	Mathematics		Mathematics		Mathematics		Mathematics	
	Choose two activities from your 120 chart to complete	Choose two activities from your 120 chart to complete		Choose two activities from your 120 chart to complete		Choose two activities from your 120 chart to complete		Choose two activities from your 120 chart to complete	
	Play the teen number matching game. Match the teen number with the ten frames.	Play the teen number matching game. Match the teen number with the tally marks.		Play the teen number matching game. Match the teen number with teddy bears.		Play the teen number matching game. Match the teen number with the marks MAB blocks.		Play the teen number matching game. Match the teen number with the ten frame, tally marks, teddy bears and MAB blocks.	
	Play Addition Bingo: +0, +1, +2 Play Addition Bingo: +10	Play Addition Bingo: +0, +1, +2 Play Addition Bingo: +10		Play Addition Bingo: +0, +1, +2 Play Addition Bingo: +10		Play Addition Bingo: +0, +1, +2 Play Addition Bingo: +10		Play Addition Bingo: +0, +1, +2 Play Addition Bingo: +10 Complete 3 word problems from the resource pack	
Break 1:10 to 2:00	Break	Break		Break		Break		Break	


Monday		Tuesday		Wednesday		Thursday		Friday	
Afternoon	PBL Create a poster about how to be safe in the playground. What would it look like?	Science and Technology Complete day and night activities one and two and/or Begin your science project	Creative Arts Make a drawing of Harry before and after he became the dirty dog.	History Begin to work on the History project. This project will take 6 weeks.	PDHPE Choose three activities from Gross Motor Activity Cards.				
Google Classroom	Log in to Google classroom. Check out with your teacher	Log in to Google classroom. Check out with your teacher	Log in to Google classroom. Check out with your teacher	Log in to Google classroom. Check out with your teacher	Log in to Google classroom. Check out with your teacher				

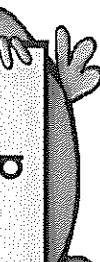
STAGE ONE – Spelling Activity Grid

Instructions: Each day, choose a spelling activity from the grid to practice your spelling words.

Handwriting Heroes Write out your spelling words using your very best handwriting. 	Magazine Words Use magazines or newspapers to cut out the letters you need to spell your spelling words. Stick them into your book. 	Colourful Words Write each of your spelling words in different colours in your book. apple baby frog	Rainbow Words Write each of your spelling words in your book using a different colour for each letter. apple	Rhyming Words Write as many words as you can that rhyme with each of your spelling words. You could even make a poem using the rhyming words. bat tree face 	Red and Blue Words Write your spelling words in your book. Write the vowels in red and the consonants in blue. cat 
You're a Poet Write an acrostic poem about one or more of your spelling words.  <p>Freely swimming in the ocean if chasing together riding in a oval</p>	Building Blocks Draw letter boxes for your spelling words. Box the shape of short, tall and tail letters and write the words in your boxes. elephant	Wacky Words Write your spelling words in different directions, filling up the page. Use different colours and fonts. 	Reverse Order Write your words in reverse alphabetical order – starting from Z through to A. zoo yes white pretty best	Pyramids Use your words to make spelling pyramids by adding one letter each time. c ca cat 	Left and Right Write your spelling words once with your left hand and once with your right hand. 
Spelling Stairs Write each spelling word a letter at a time to make it look like a stairs. h ho hor hors horse	Upper and Lower Write your spelling words in uppercase and then in lower case. 	Across and Down Write your spelling words across and then downwards. 	Finding Words Create your own word search using all the words on your spelling list.  <p>always because found green gave</p> <p>made know laugh much crown</p>	Type 'Em' Type your spelling words and make each word a different font. 	Tongue Twisters Write a tongue twister for each of your spelling words.  <p>Big brown bears buy berry bubblegum</p>
Define It Use a dictionary to find the definition and write a sentence for each of your spelling words.	Flash Writing In the dark, use a torch to write your spelling words on the wall.	Story Time Write a story using as many words as you can. Underline each of your spelling words.	Syllable Sort Write your spelling words into columns (1, 2, 3, 4 syllables). For each column, the words should be in alphabetical order.	Rap It Write a rap using as many of your spelling words as possible.	Several Sentences Use as many of your spelling words as you can in sentences. Ensure they make sense and you underline the spelling word.

Roll the die to move along the path. If you land on a word, read it aloud. If you're correct, move ahead 1 space. If you land on a lily pad, go back 3 spaces. It's a race to the pond!




 jab tan pan bad rag cab dad
 cat had bag can cap fan





rat sap man tab pat sad cat

ran sag mad hat van ham mat

tap

yap jam nap sat map lad ram



rat sap man tab pat sad cat

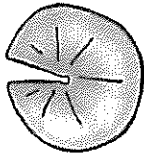
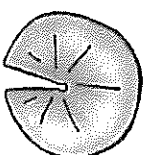
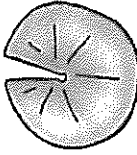

 yap jam nap sat  map lad ram
 wag lap  Pat gap nag  Sam

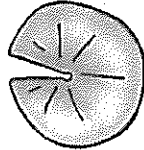
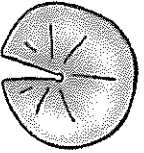
Race to the Pond

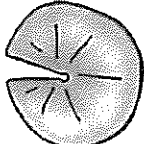
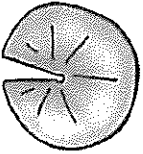
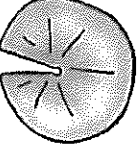
© 2015 The Measured Mom @
www.themeasuredmom.com

Roll the die to move along the path. If you land on a word, read it aloud. If you're correct, move ahead 1 space. If you land on a lily pad, go back 3 spaces. It's a race to the pond!




get	den	red		let	bed	hen
net	Ben		met	fed	ten	bet
						
						web

led	yes	pet	beg	pen		set	peg	yet
web	get	vet	hen	let	hem		wet	
							leg	

net	ten	set	jet		Ken	keg	pet	pen
men	den		yes	red	bet			

Roll the die to move along the path. If you land on a word, read it aloud. If you're correct, move ahead 1 space. If you land on a lily pad, go back 3 spaces. It's a race to the pond!



Yin





31

Race to the Pond

© 2015 The Measured Mom ®
www.themeasuredmom.com

Roll the die to move along the path. If you land on a word, read it aloud. If you're correct, move ahead 1 space. If you land on a lily pad, go back 3 spaces. It's a race to the pond!



not	dog	cog		got	Bob	cop	hot
cot	job		pop	bog	cob	hop	



pot	dot	fox	fog	jot		dog	top	pop
mom	sod	hog	cat	cat	lot		jot	job

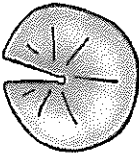
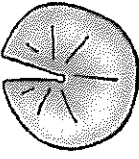
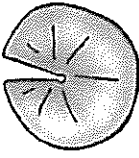
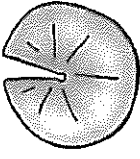
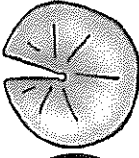
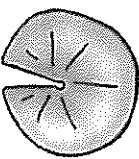
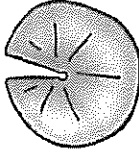
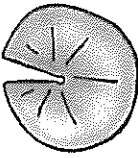
	box	mop	rod	jog		gob	log	pox	sob
top	pot		mob	fox	cot				

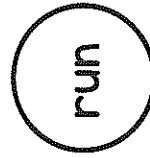
Race to the Pond

© 2015 The Measured Mom ®
www.themeasuredmom.com

Roll the die to move along the path. If you land on a word, read it aloud. If you're correct, move ahead 1 space. If you land on a lily pad, go back 3 spaces. It's a race to the pond!



cut	cub	bug		dug	hut	bun
bud	jug		but	bum	hub	hug
jut	bus	mud	rub	rug		gut
sum	sun	tub	pup	rut	bug	
	mug	bun	jut	gun		cup
hum	gum		hug	jug	sum	
						run
						bus
						fun
						run



Access the Story 'Harry the Dirty Dog' from 'YouTube'

<https://www.youtube.com/watch?v=7j0OY3236jw>



SYNOPSIS Harry is a white dog with black spots who absolutely, positively hates to take a bath. When it's time for his bath, Harry runs away. After a day of adventure, Harry gets so dirty that he no longer looks like a white dog with black spots. Now he looks like a black dog with white spots! When he misses his family and returns home, his family does not recognize him. How will Harry convince them that he is still Harry?

Before reading:

Discuss what are some things people do to care for pets? What is the hardest thing about caring for a pet? What do you like most about caring for a pet? Have you ever had to do something you didn't want to do, but needed to do it because it was good for you? Predict what might happen in the story. How do you think Harry will get dirty?

During reading

During the read aloud, stop the video and make predictions: Why is Harry hiding the scrubbing brush? Do you think somebody will find Harry? Now that Harry's all dirty, what do you think he will do? Will Harry's family recognize him? Why is Harry digging so furiously in the yard? Why do you think Harry hid the scrubbing brush at the end of the story?

After reading

Ask your child to think about Harry the Dirty Dog and what happened in the beginning of the story. Repeat the same procedure for MIDDLE and END. Have students use the information to write their own summary of the story.

Reading Response

Choose one of the following sentence starters to answer the question, will Harry like baths from now on?

No, Harry will not like baths because.....

Yes, Harry will like baths because

Writing

Students will write a narrative piece. Prompt: Harry did not like having a bath, but it was a good thing for him. Think of something you don't like to do, but have to because it is good for you.

Art


Students make a drawing of Harry before and after he became the dirty dog.

Taking Care of a Dog


Dogs are great pets to have and they are lots of fun.




A Dog



Baby dogs are called puppies. When they are born, they have lots of brothers and sisters.



Dogs need to run a lot to stay healthy. They need to go for daily walks and play every day. Make sure your dog has a lead so you can keep them safe.



Things a dog will need:

food bowl



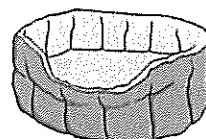
water bowl



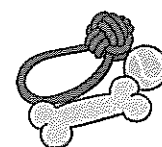
lead



bed



toy

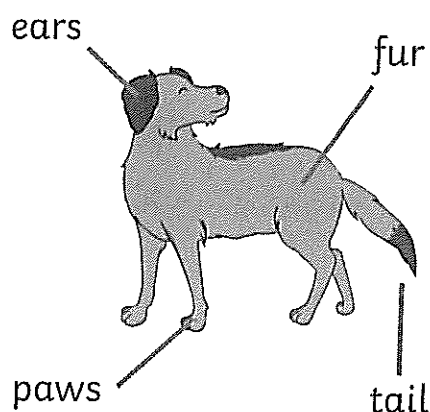


Taking Care of a Dog



Having a dog is really fun because they love to play and go for long walks. You can teach them tricks and get them to fetch balls.

What does a dog look like?



What does a dog need?



food bowl



water bowl




bed



toys

lead



What is a baby dog called?



Baby dogs are called puppies. Dogs give birth to lots of puppies in what is called a litter. When they are born, they are looked after by their mummy, who gives them milk to drink.

How do I keep my dog healthy?

Dogs need to run and play to stay healthy. They also need to go for walks every day and eat the right foods.

Remember!

Owning and caring for a dog is a big responsibility.




Taking Care of a Dog



Dogs are a very popular pet to have. It is estimated that there are over 8 million in the United Kingdom. Dogs can be great pets if they are cared for correctly. They love attention and to play and be stroked. Also, they like to be with people and look forward to seeing you.

What Does a Dog Look Like?

Dogs vary in size. Some are big like a Great Dane and some can be very small like a Yorkshire terrier. When dogs are happy, they can be seen wagging their tails. When they are hot, they often pant and stick out their tongue to cool down.



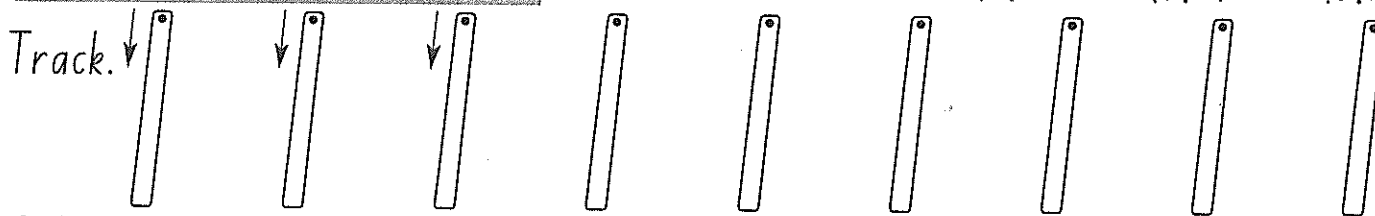


What Does a Dog Need?

Owning a dog is extremely rewarding and can be fun but it is also a big responsibility. Dogs need to be fed the right kinds of food and must avoid others such as chocolate, which would make them ill. Owners must also ensure their dog has a comfortable place to sleep. Exercise is vital to help dogs stay healthy and daily walks are essential. Always ensure your dog stays safe by keeping them on a lead in public places.


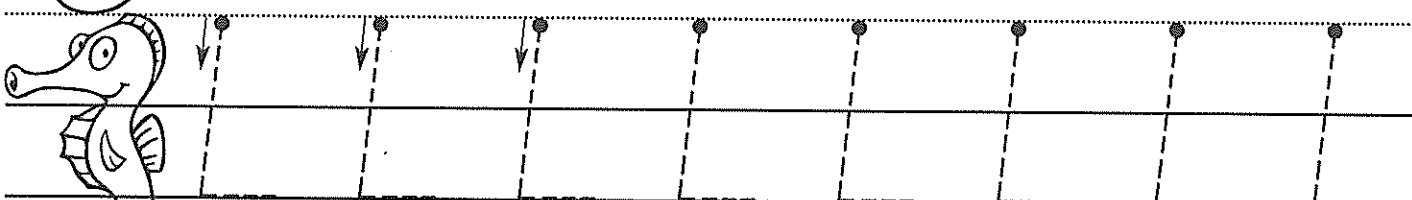
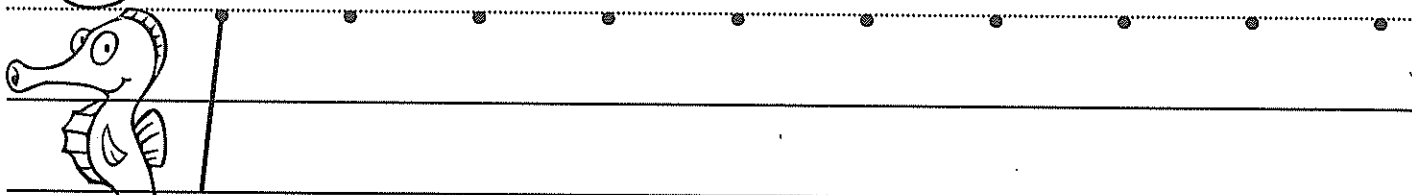
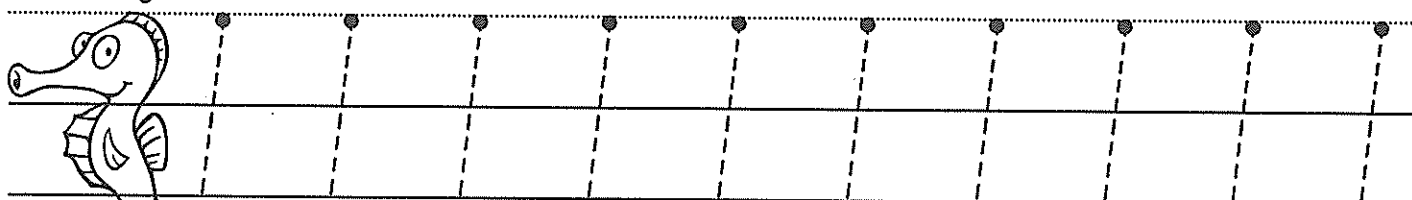
What Are Baby Dogs Called?

Baby dogs are called puppies and they are born in a litter. This means that three, four or more puppies are born at one time. From birth, they drink milk from their mum. They have to be about four weeks old before they start to eat solid food.





Colour the parts of the seahorse that show where the letter l sits.
Circle your best (l) and (L).

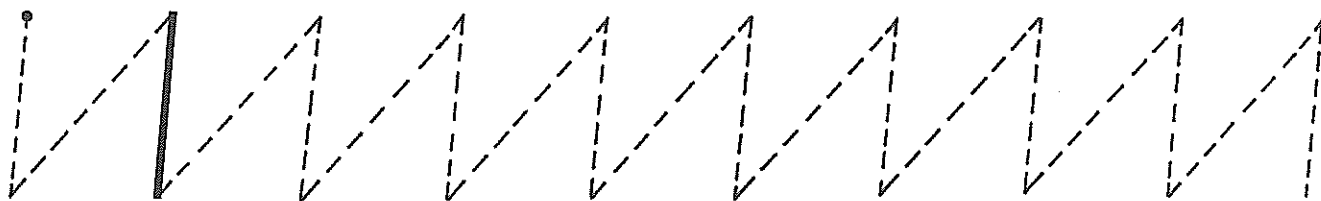


Finish the pictures of the Tall family.

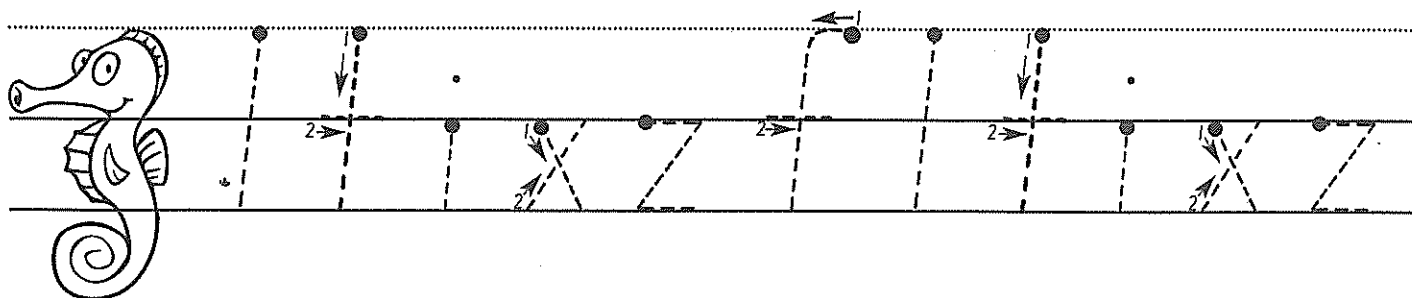


Find the l's.


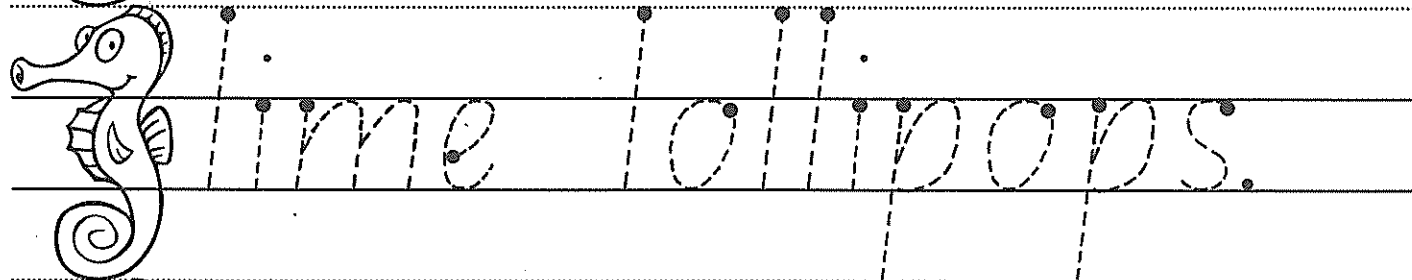
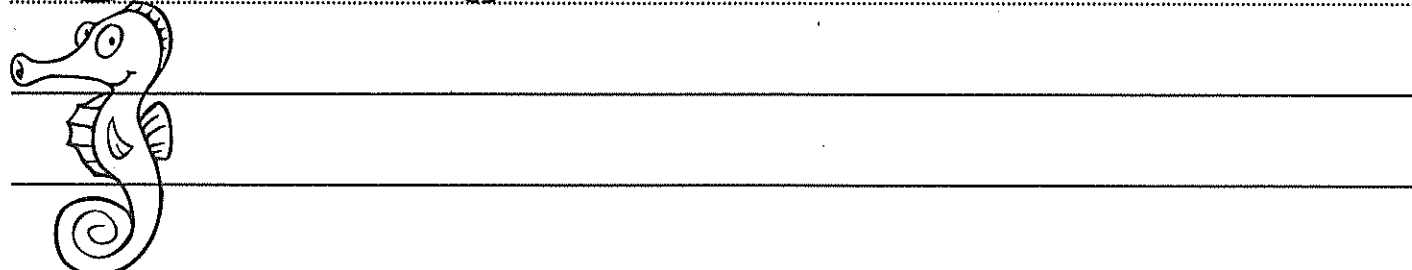
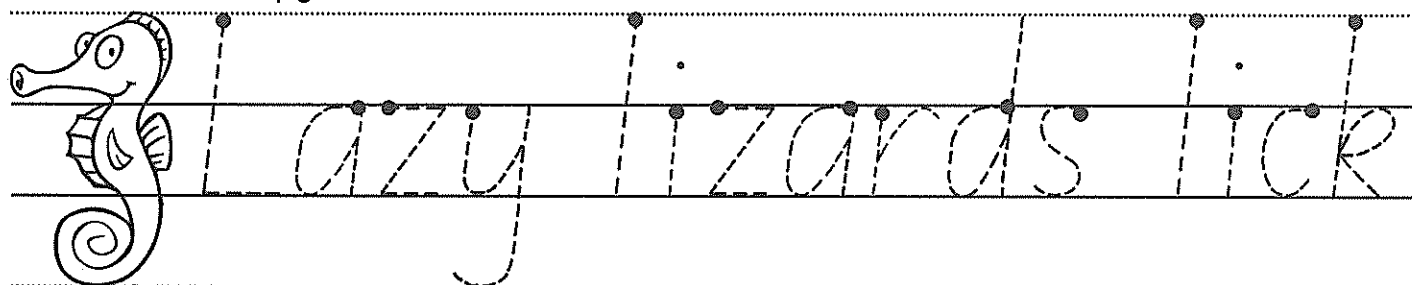
Downstroke pattern



Trace these downstroke letters.



Trace, then copy.



Imagery

Read the poem with the help of a parent. What images pop in to your mind? Use your imagination and illustrate (draw a picture) about the following poem.

Pets


Pets need food,
Pets need care,
Pets need sunlight,
Pets need air.

Pets need water,
Pets need fun,
Pet need sleep,
Pets need to run.

When we give them
What they need,
Pets give us so much,
Indeed.

Friendship, fun,
Protection, too.
I wish I had a pet,
Don't you?

-Helen H. Moore



My 120 Chart

1	2	3	4	5	6	7	8	9	10
11	12	13	14	15	16	17	18	19	20
21	22	23	24	25	26	27	28	29	30
31	32	33	34	35	36	37	38	39	40
41	42	43	44	45	46	47	48	49	50
51	52	53	54	55	56	57	58	59	60
61	62	63	64	65	66	67	68	69	70
71	72	73	74	75	76	77	78	79	80
81	82	83	84	85	86	87	88	89	90
91	92	93	94	95	96	97	98	99	100
101	102	103	104	105	106	107	108	109	110
111	112	113	114	115	116	117	118	119	120


What can I do with my 120 Chart?

✓	Read the numbers as fast or as slow as you can.
	Count backward from 120!
	Skip count by 2's, 5's, or 10's.
	Count a column (vertical going down)
	Count a row (horizontal going across)
	Pick a number and tell a buddy what is above, below, before, and after that number.
	Tell how many tens and ones a number has.
	Pick a number and tell what is 1 more or 1 less than that number.
	Pick a number and tell what is 10 more or 10 less than that number.
	Cover a few numbers with pennies or cereal. Have a buddy guess your hidden numbers!
	Read your chart in a silly voice. Try reading like a monster, a princess, a frog, or an opera singer.


What else can you do with a 120 chart?




Josh had 6 toy trucks and was given 6 more for his birthday. How many toy trucks does he have now?




Millie was growing corn in her garden. She picked 23 cobs of corn, but 13 were rotten and had to be thrown away. How many cobs of corn did she have to eat?



 teachstarter

Debbie was baking cupcakes for the fete. On Saturday she baked 10 cupcakes, on Sunday she baked 5 cupcakes and on Monday she baked 2 cupcakes. How many cupcakes did she bake altogether?



 teachstarter

10

©themeasuredmom.com

11

©themeasuredmom.com

12

©themeasuredmom.com

13

©themeasuredmom.com

14

©themeasuredmom.com

15

©themeasuredmom.com

16

©themeasuredmom.com

17

©themeasuredmom.com

18



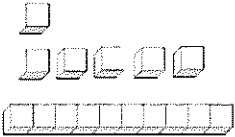



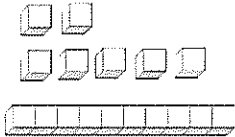

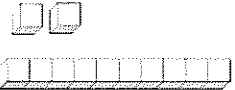

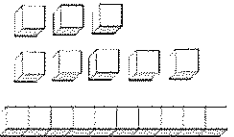

©themeasuredmom.com













19







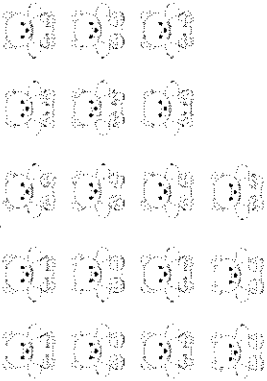
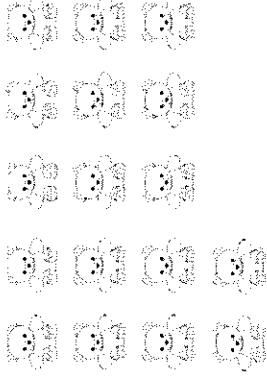
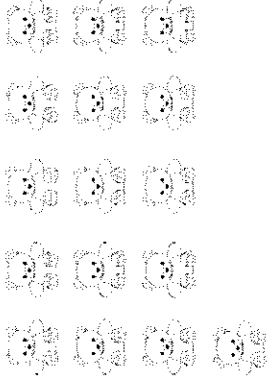
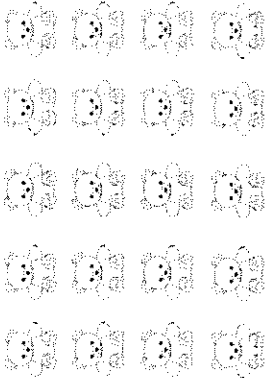
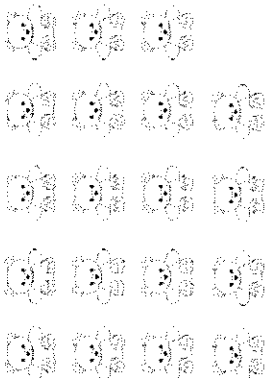
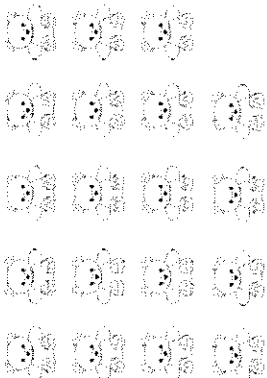
©themeasuredmom.com

















20

©themeasuredmom.com

		
©themeasuredmom.com	©themeasuredmom.com	©themeasuredmom.com
		
©themeasuredmom.com	©themeasuredmom.com	©themeasuredmom.com
		
©themeasuredmom.com	©themeasuredmom.com	©themeasuredmom.com
		
©themeasuredmom.com	©themeasuredmom.com	©themeasuredmom.com

1+0

2+6

2+0

2+9

9+0

1+8

5+2

5+0

1+2

5+1

0+7

9+2

2+5

1+9

0+8

3+1

2+1

0+5

0+1

0+9

1+3

2+8

2+7

0+2

7+1

1+4

4+2

8+0

3+2

8+2

6+0

6+1

Game 1

Addition Bingo: +0, +1, +2

6

1

9

10

5

7

10

8

11

9

2

5

FREE

2

9

8

6

11

8

4

5

3

4

9

7

Put your playing piece anywhere on the outside path. Move by rolling a die.

When you land on an addition problem, find and dot its sum on the center bingo board. When you get five in a row, the game is over.

© themeasuredmom.com

Addition Bingo: +10

Game 2

Put your playing piece anywhere on the outside path. Move by rolling a die. When you land on an addition problem, find and dot its sum on the center bingo board. When you get five in a row, the game is over.

16	18	14	13	19
13	11	15	16	18
17	14	FREE	14	15
19	13	11	17	13
15	11	12	16	11

© themeasuredmom.com

$1+10$

$0+7$

$10+5$

$8+10$

$10+4$

$9+10$

$7+10$

$10+5$

$8+10$

$10+4$

$9+10$

$10+5$

$10+7$

$10+1$

$10+3$

$3+10$

$5+10$

$10+6$

$10+1$

$10+8$

$6+10$

$7+10$

$10+1$

$3+10$

$9+10$

$3+10$

$9+10$

$10+3$

$10+6$

$10+2$

$10+5$

$10+4$

DAY & NIGHT

Draw and label a picture of you during the day and a picture of you at night.

DAY

NIGHT

Would you like to go to school at night time? Why or why not?

© Learning Delights

Page 2

DAY & NIGHT

Draw and label a picture of you during the day and a picture of you at night.

DAY

NIGHT

Would you like to go to school at night time? Why or why not?

© Learning Delights

Page 2

DAY & NIGHT

Read through the list of activities. Are they daytime, night time or activities you can do at any time?

Eat breakfast

Go to sleep

Read a bedtime story

Watch TV

Brush your teeth

Go to the park

Star gaze

Fly a kite

DAY	NIGHT	BOTH
DAY	NIGHT	BOTH
DAY	NIGHT	BOTH
DAY	NIGHT	BOTH
DAY	NIGHT	BOTH
DAY	NIGHT	BOTH
DAY	NIGHT	BOTH
DAY	NIGHT	BOTH

DAY & NIGHT

Read through the list of activities. Are they daytime, night time or activities you can do at any time?

Eat breakfast

Go to sleep

Read a bedtime story

Watch TV

Brush your teeth

Go to the park


Star gaze

Fly a kite

DAY	NIGHT	BOTH
DAY	NIGHT	BOTH
DAY	NIGHT	BOTH
DAY	NIGHT	BOTH
DAY	NIGHT	BOTH
DAY	NIGHT	BOTH
DAY	NIGHT	BOTH
DAY	NIGHT	BOTH

Gross Motor


Activity Cards



Gross Motor Activity Cards

Wall Warm Up

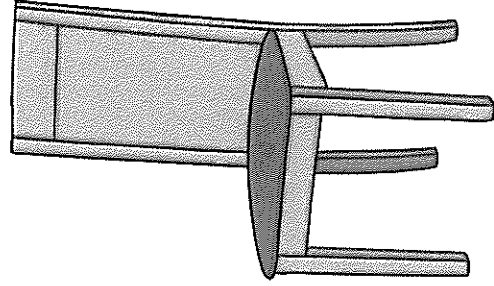
Find a wall. How many arm pushes can you do in a minute?



Gross Motor Activity Cards

Chair Challenge

Sit on a chair. Hold the side of the chair with each hand. Use your hands to push yourself off the chair!



Gross Motor Activity Cards


Shoulder Spirals

Hold out both your arms at shoulder height. From your fingertips, make small circle shapes, starting small and getting bigger until you can make big spiral shapes!



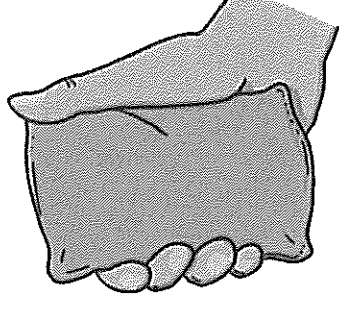
Wonderful Walking

Walk forwards, backwards, eyes open, eyes closed, sideways, on tiptoes, heel to toe and then take giant steps.




Bean Bag Challenge

How many bean bags can you throw in a hoop, a bucket or at a target? Can you change the distance you throw from?



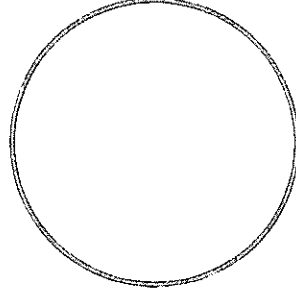
Marvellous Mats

Lay out a PE mat. How many different ways can you move across the mat? Can you jump, skip, roll, crawl or slide?



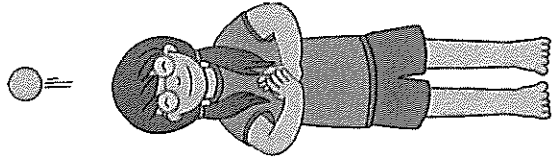
Happy Hoops

Use a hoop. See how many ways you can use the hoop to jump in, hop, skip, spin, throw, crawl, catch, hula-hoop!



Brilliant Ball Skills

Use balls of different sizes to bounce, throw, catch, roll, kick, score goals, dribble or dribble around cones!



Animal Antics

Use your body to pretend to be different animals:

Snake: slither across the floor

Butterfly: flutter around the room

Elephant: stomp with both feet

Kangaroo: bounce around

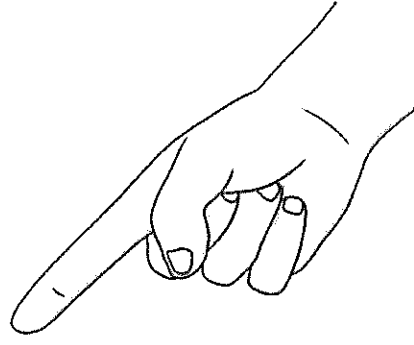
Frog: hop like a frog

Flamingo: stand still on one leg

Cross Crawl


Hold one arm out in front of you with your index finger pointed.

Draw the number 8 with one hand. Change arms. Can you draw a number?



Jumping Jacks


How many different ways can you jump? Can you jump on the spot (small jumps/ big jumps), side to side, star jumps, bunny jumps, backwards, forwards, with eyes open and eyes closed!



Bubble It!

Use a piece of bubble wrap to:

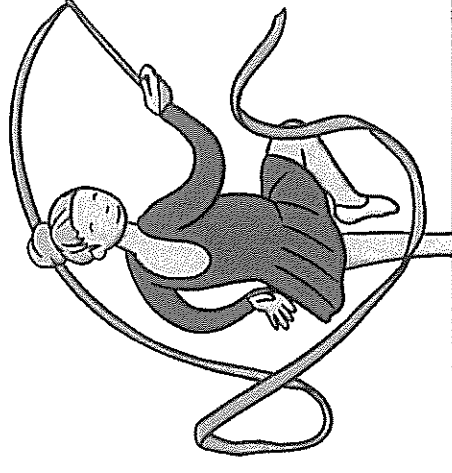
- Walk, hop, crawl or roll along.
- Use a roll of bubble wrap to roll it backwards and forwards.
- Lie on top of a thick roll. Can you move forwards and backwards?



Whirl and Twirl

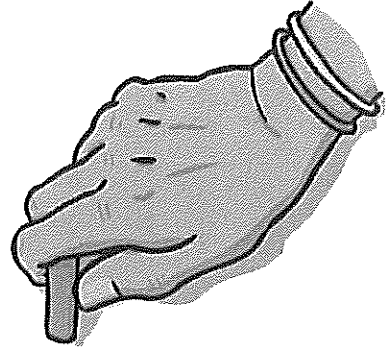
Use ribbons on sticks to make different patterns in the air.

Can you write letters, numbers, make shapes?



Chalk It!

In an outdoor space, use chalk to make big patterns! Chalk wavy, curly, zig zag lines, numbers or letters. Can you then hop, walk or skip over the lines you have chalked?



Chair Aerobics

At your chair or desk, stand up and see if you can do the following exercises:

- Stretch both hands above your head. Press your palms together for 10 seconds.
- Stretch out your legs in front of you. Place your heel on the ground and lift each leg 10 times.
- Raise your right hand and touch your left shoulder. Repeat 10 times.

Talking and Listening History Project "My Life in a Box."

We have been learning about Past and Present Times and stories among families in Term 1.

Your child will be required to make a box about their life and speak to the class when he/she returns to school about the chosen objects in the box.

The project is a simple box that can be displayed on its side that contains important photos and objects for the owner to speak about.

Objects that should be included

- A baby photo of you and a photo of you now
- One special object given to you by a family member (Maybe a small toy, ornament or game)
- Some form of communication that came from a family member (birthday card, note, letter, printed email)

Objects that could be included if you like

- Trophy or certificate for an interest or sporting achievement.
- Found objects, shell, feather, rock, leaf or something that reminds you of a holiday or outing with someone.
- Other photos or objects that will prompt the speaker.
- Something from my family's past (**nothing too precious!**)
- Captions or labels as prompts when speaking.

The box should be a shoebox or small cardboard box and can be plain or decorated with used birthday paper, drawings or copies of photos.

Remember to practise the speech with your family. They will be able to help you with your memories. You will be marked on clarity of speech, volume, eye contact, descriptive vocabulary and knowledge of objects and ideas.

Remember to put your name on the box.

Some examples of MY LIFE IN A BOX.



Science Project

This term your child has been involved in the science unit of work on Up Down All Around. As a part of this unit of work, he/she is required to produce a project that will reinforce their understanding of the topic taught.

The project can be presented in any way that suits your child's learning over the coming weeks. It could be on a sheet of cardboard, presented as a book in a display folder, as a model, as a PowerPoint presentation, a series of photos in a timeline or diary-style for the weather, an ever-changing garden in a box, a diorama landscape with changing elements - the list is limitless.

The choice of topics is also up to your child as each child may have acquired a different interest throughout the term. We have investigated changing landscapes manmade and natural (gardens) as well as skylscapes, the seasons, night and day and why this happens, positions of the sun and if it moves, night skies with the moon and constellations-looking for star patterns, the weather and animal migration or hibernation.

All these topics could be expanded with questions that come from each topic being a new source of investigation. As we are all locked down, you may have to rely on reference books at home or on the internet.

Your child will be expected to present their project with a short speech.

Ideas for Projects

