

Year 1

Maths booklet

Learning from Home Pack

Year 1 Maths sequence Term 4 weeks 1-3

Maths videos can be watched from the collection below, or you can find your own:

Teen numbers: https://www.youtube.com/watch?v=1W5aYi3lkho
Counting videos: Jack Hartman counting forwards to 120
https://www.youtube.com/watch?v=mmOYygjuZWM
Count to 200
https://www.youtube.com/watch?v=11eckLmJEMw
Jack Hartman, counting backwards from 100
https://www.youtube.com/watch?v=Ss-azuApvA0
Scratch garden counting backwards from 100
https://www.youtube.com/watch?v=Ss-azuApvA0&t=41s
https://www.youtube.com/watch?v=gRbwFq9665k&t=76s
Even and odd numbers
https://www.youtube.com/watch?v=KVT25Gw3IrE

Jack Hartman, counting by 2s, 5s, 10s
https://www.youtube.com/watch?v=V0ZEaGsM5CE
https://www.youtube.com/watch?v=G2iStjfHxrk&t=11s
https://www.youtube.com/watch?v=r176jXYwct8&t=1s
https://www.youtube.com/watch?v=q_yUC1NCFkE
Counting by 100s to 1000
https://www.youtube.com/watch?v=CJmCQs877dQ
https://www.youtube.com/watch?v=I3R6wdHs9n8
Months of the year
https://www.youtube.com/watch?v=Fe9bnYRzFvk

YEAR ONE SEQUENCE OF MATHS LEARNING WEEKS 1-3

	Monday	Tuesday	Wednesday	Thursday	Friday
Weeks 1-3 Workbook	-Watch a counting video -Do a maths game -Complete maths worksheets -Access Mathletics and do 15 minutes of teacher designated activities.	-Watch a counting video -Do a maths game -Complete maths worksheets -Access Mathletics and do 15 minutes of teacher designated activities.	-Watch a counting video -Do a maths game -Complete maths worksheets -Access Mathletics and do 15 minutes of teacher designated activities.	-Watch a counting video -Do a maths game -Complete maths worksheets -Access Mathletics and do 15 minutes of teacher designated activities.	-Watch a counting video -Do a maths game -Complete maths worksheets -Access Mathletics and do 15 minutes of teacher designated activities.

Double Dominos

NAME:

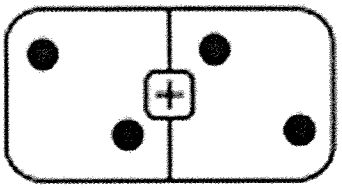
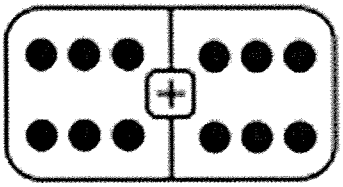
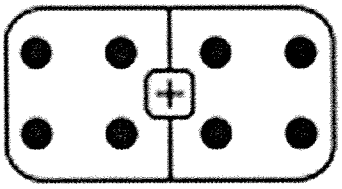
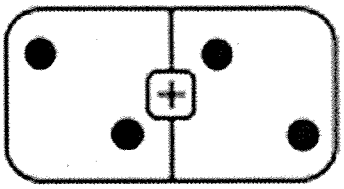
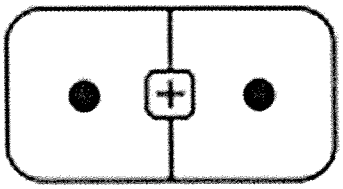
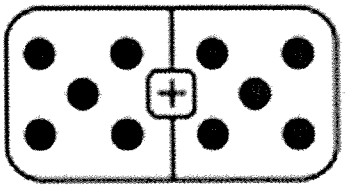
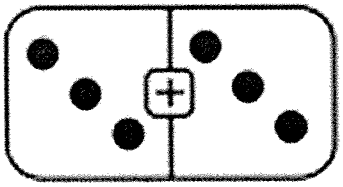
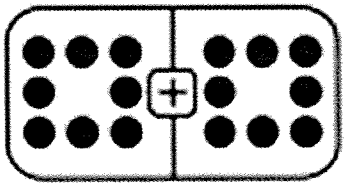
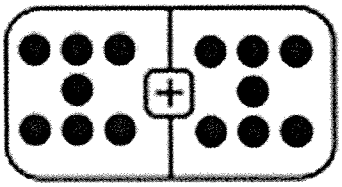
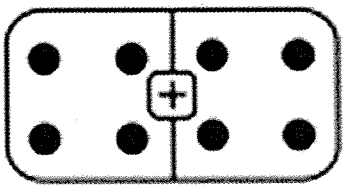
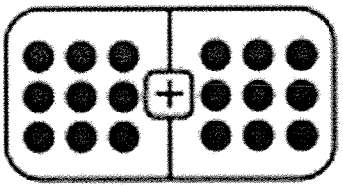
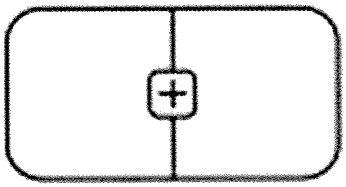
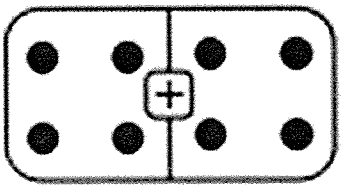
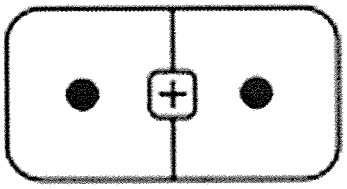

Number bonds are parts that bond a number together, knowing lots of parts of numbers can help with fast addition, subtraction and bridging to 10 strategies. Choose a number between 7 and 15 and create lots of different number bonds below.

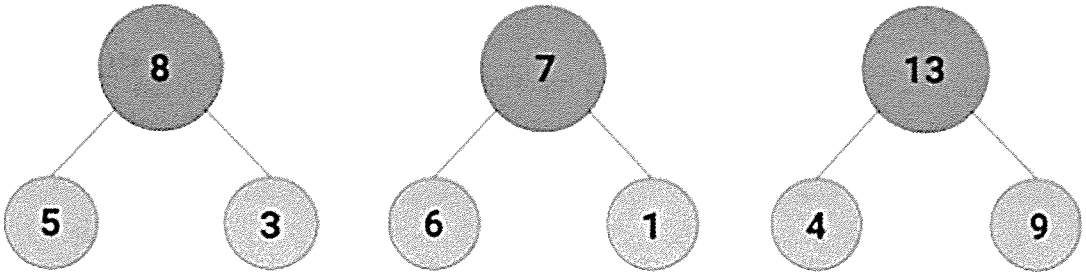

5 + 3 = 8
3 + 5 = 8
8 - 3 = 5
8 - 5 = 3

6 + 1 = 7
1 + 6 = 7
7 - 1 = 6
7 - 6 = 1

4 + 9 = 13
9 + 4 = 13
13 - 9 = 4
13 - 4 = 9

Number Bonds

Addition/Subtraction

Multiplication/Division

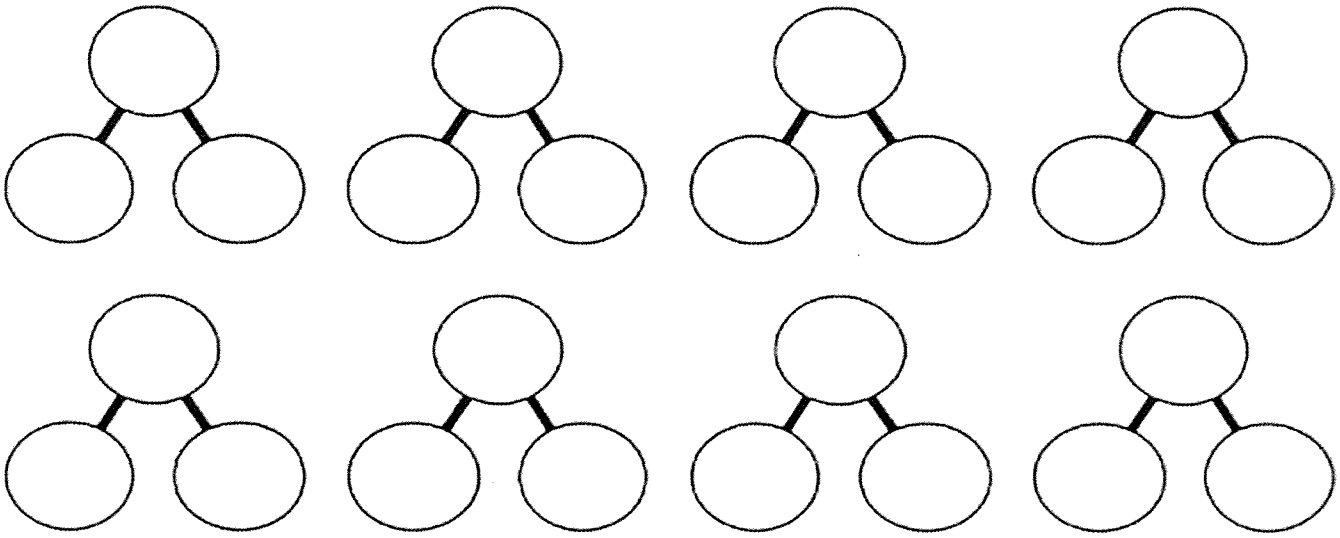

Using your number bonds, can you create some addition and subtraction number sentences for your number?

Number Facts to 10

I can make pairs of numbers that add to make 6.

Write all of the different pairs of numbers that add up to make the number in the larger shape.

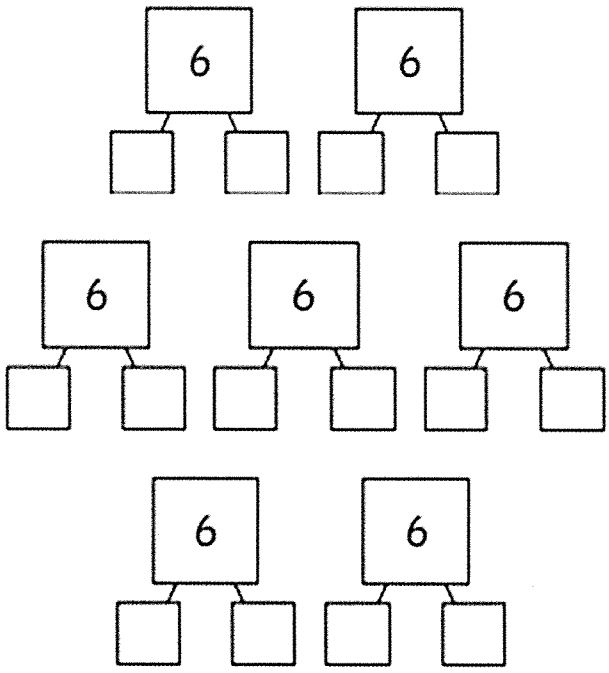

Number Facts to 10

I can make pairs of numbers that add to make 7.

Write all of the different pairs of numbers that add up to make the number in the larger shape.

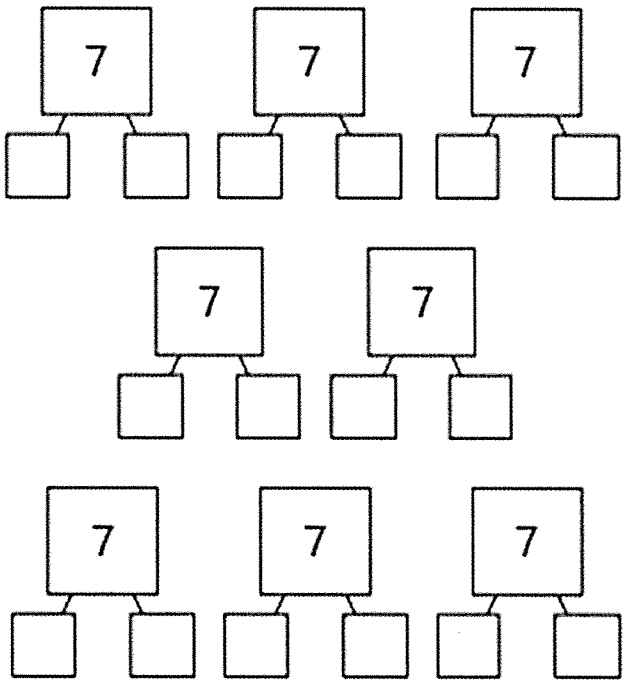

Number Facts to 10

I can make pairs of numbers that add to make 8.

Write all of the different pairs of numbers that add up to make the number in the larger shape.



Number Facts to 10

I can make pairs of numbers that add to make 9.

Write all of the different pairs of numbers that add up to make the number in the larger shape.



Addition Facts to 20

Use known number facts to fill in the missing numbers on these bar models.

1.

20	
	8

2.

20	
15	

3.

20	
	13

4.

20	
10	

5.

20	
	3

6.

20	
	6

7.

20	
11	

8.

20	
10	

9.

20	
	16

10.

20	
	2

Doubles Plus One Challenge Sheet 1

4 + 5 =	10 + 11 =	2 + 3 =
8 + 7 =	9 + 8 =	7 + 8 =
4 + 3 =	5 + 4 =	5 + 4 =
11 + 10 =	6 + 5 =	8 + 7 =
4 + 5 =	2 + 1 =	11 + 10 =
7 + 6 =	3 + 2 =	1 + 2 =
8 + 9 =	8 + 9 =	5 + 6 =
7 + 8 =	1 + 2 =	6 + 7 =
9 + 8 =	7 + 6 =	4 + 3 =
10 + 11 =	6 + 7 =	2 + 1 =
5 + 6 =	3 + 4 =	6 + 5 =
2 + 3 =	3 + 2 =	3 + 4 =

Doubles Plus One Challenge Sheet 2

2 + 3 =	2 + 1 =	11 + 10 =
2 + 1 =	10 + 11 =	6 + 5 =
8 + 9 =	6 + 7 =	9 + 8 =
10 + 11 =	6 + 5 =	11 + 10 =
4 + 5 =	3 + 4 =	4 + 3 =
7 + 8 =	5 + 4 =	8 + 7 =
4 + 3 =	6 + 7 =	3 + 2 =
1 + 2 =	1 + 2 =	2 + 3 =
2 + 3 =	3 + 4 =	8 + 7 =
8 + 9 =	9 + 8 =	5 + 4 =
5 + 6 =	7 + 6 =	7 + 8 =
4 + 5 =	5 + 6 =	7 + 6 =

Year 1 Maths Activity Mat 6

Section 1

What is half of 8?

Section 2

How many fish are there all together?



Section 3

Which day comes next?

Wednesday, Thursday, Friday,

Section 4

What time is on the clock?



Section 5

Colour $\frac{1}{2}$ of the square.

Section 6

Tick the coins that add up to 35c.



Section 7

9 + 3 =

11 - 4 =

3 + 7 =

Section 8

Share the pencils between two pencil pots. How many pencils in each pot?

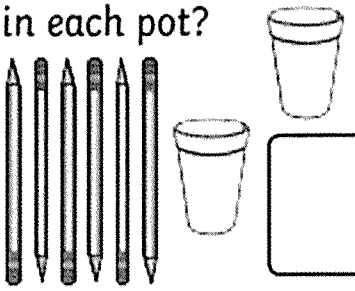

Year 1 Maths Activity Mat 1

Section 1

Put the numbers in order from lowest to highest.

10 6 9 5

Section 2

Draw 4 more balls.

How many altogether?

Section 3

9 + 3 =

6 - 5 =

7 + 3 =

Section 4

Sophie eats 7 lollies. How many lollies does she have left?

Section 5

Sophie eats 7 lollies. How many lollies does she have left?

Section 6

Tick the coins that add up to 70c

Section 7

Draw 9 spots on the ladybird.

Section 8

Complete the pattern.

8, 10, ☐, 14, 16

Addition Speed Challenge + 3

Name _____



+ 3 Set 6	+ 3 Set 7	+ 3 Set 8	+ 3 Set 9	+ 3 Set 10
3 + 18 =	16 + 3 =	28 + 3 =	21 + 3 =	21 + 3 =
3 + 22 =	21 + 3 =	26 + 3 =	17 + 3 =	25 + 3 =
24 + 3 =	26 + 3 =	3 + 8 =	3 + 23 =	27 + 3 =
18 + 3 =	3 + 23 =	15 + 3 =	3 + 12 =	19 + 3 =
13 + 3 =	19 + 3 =	27 + 3 =	26 + 3 =	3 + 29 =
14 + 3 =	24 + 3 =	26 + 3 =	21 + 3 =	18 + 3 =
16 + 3 =	15 + 3 =	12 + 3 =	27 + 3 =	14 + 3 =
3 + 14 =	3 + 14 =	3 + 14 =	19 + 3 =	3 + 12 =
25 + 3 =	18 + 3 =	29 + 3 =	3 + 28 =	17 + 3 =
21 + 3 =	23 + 3 =	11 + 3 =	13 + 3 =	16 + 3 =
Time:	Time:	Time:	Time:	Time:
Score:	Score:	Score:	Score:	Score:

Addition Speed Challenge + 4

Name _____

+ 4 Set 1	+ 4 Set 2	+ 4 Set 3	+ 4 Set 4	+ 4 Set 5
4 + 8 =	6 + 4 =	8 + 4 =	4 + 9 =	4 + 3 =
4 + 4 =	3 + 4 =	6 + 4 =	7 + 4 =	5 + 4 =
5 + 4 =	6 + 4 =	4 + 8 =	3 + 4 =	7 + 4 =
8 + 4 =	3 + 4 =	5 + 4 =	5 + 4 =	9 + 4 =
4 + 3 =	4 + 3 =	7 + 4 =	6 + 4 =	4 + 9 =
1 + 3 =	4 + 4 =	6 + 4 =	3 + 4 =	4 + 3 =
4 + 3 =	5 + 4 =	2 + 4 =	4 + 7 =	4 + 4 =
3 + 4 =	3 + 4 =	4 + 7 =	9 + 4 =	3 + 4 =
5 + 4 =	8 + 4 =	9 + 4 =	4 + 5 =	7 + 4 =
1 + 4 =	4 + 3 =	4 + 3 =	4 + 4 =	6 + 4 =
Time:	Time:	Time:	Time:	Time:
Score:	Score:	Score:	Score:	Score:

Addition Speed Challenge + 5

Name _____

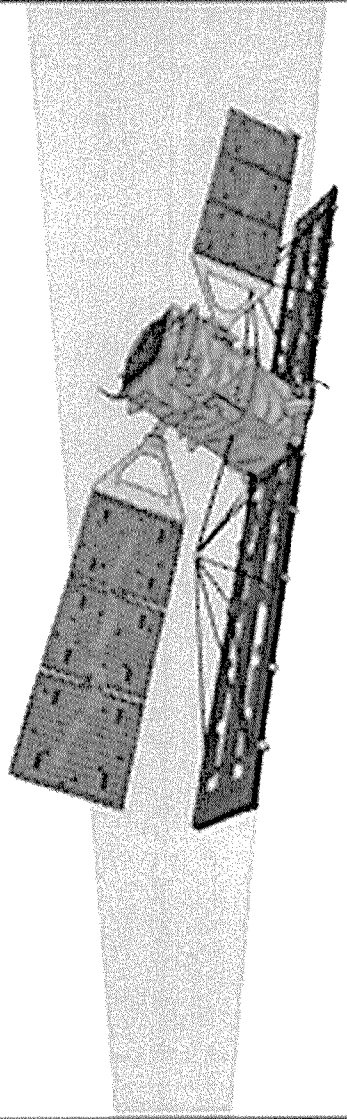

+ 5 Set 1	+ 5 Set 2	+ 5 Set 3	+ 5 Set 4	+ 5 Set 5
5 + 8 =	6 + 5 =	8 + 5 =	5 + 9 =	5 + 3 =
4 + 5 =	5 + 4 =	6 + 5 =	7 + 5 =	5 + 5 =
5 + 5 =	5 + 4 =	5+ 8 =	3 + 5 =	7 + 5 =
8 + 5 =	3 + 5 =	5 + 5 =	5 + 5 =	9 + 5 =
4 + 5 =	4 + 5 =	5 + 4 =	6 + 5 =	5 + 9 =
5 + 3 =	4 + 5 =	6 + 5 =	3 + 5 =	5 + 3 =
4 + 5 =	5 + 5 =	2 + 5 =	5 + 7 =	4 + 5 =
3 + 5 =	3 + 5 =	5 + 7 =	9 + 5 =	3 + 5 =
5 + 5 =	8 + 5 =	9 + 5 =	5 + 5 =	7 + 5 =
1 + 5 =	5 + 3 =	5 + 3 =	4 + 5 =	6 + 5 =
Time:	Time:	Time:	Time:	Time:
Score:	Score:	Score:	Score:	Score:

Color-by-Code - Addition to 20

Directions: Color the picture using the code below.

Green: 13, 19

Yellow: 14, 20

Pink: 16

Blue: 12, 18

Orange: 11, 17

Black: 15

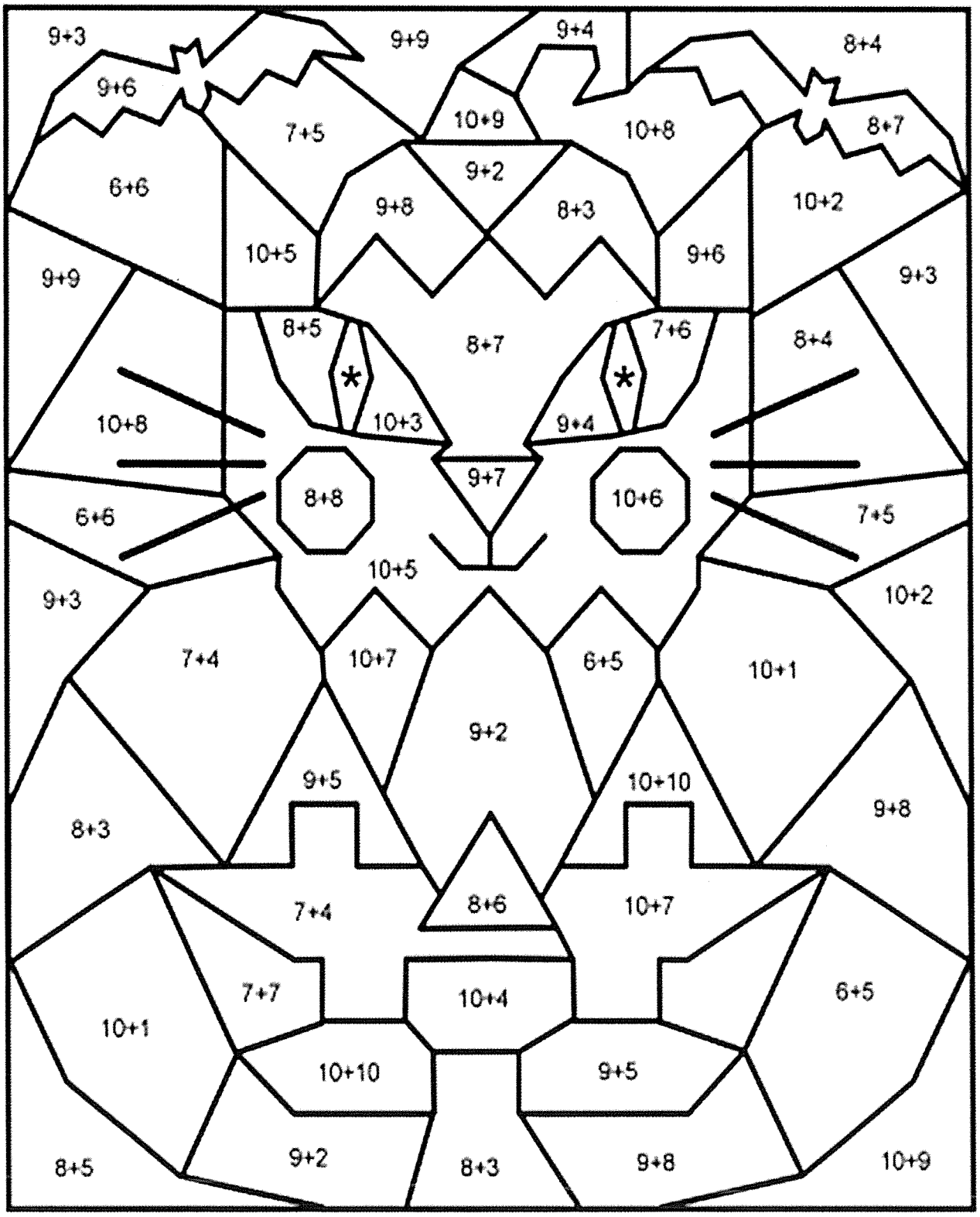

© Pink Cat Studio

Note: Color all shapes with a * black.

Color-by-Code - Subtraction Within 20

Directions: Color the picture using the code below.

Red: 9, 5

Blue: 2, 6

Orange: 4, 3

Green: 1, 10

Yellow: 7

Purple: 8

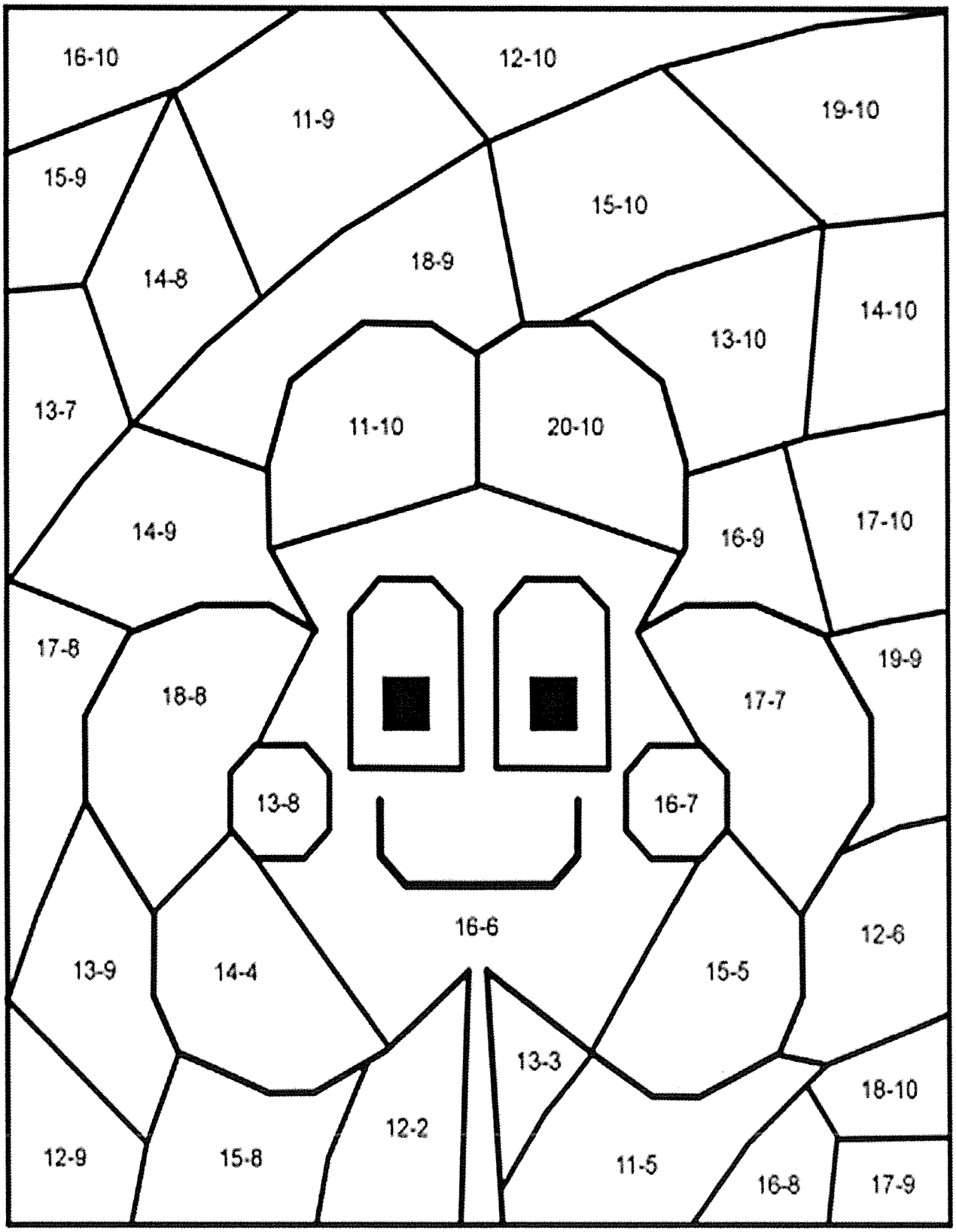

Color-by-Code - Doubles

Directions: Color the picture using the code below.

Red: 4, 16

Yellow: 6

Purple: 8

Blue: 18, 2

Orange: 10, 20

Brown: 12, 14

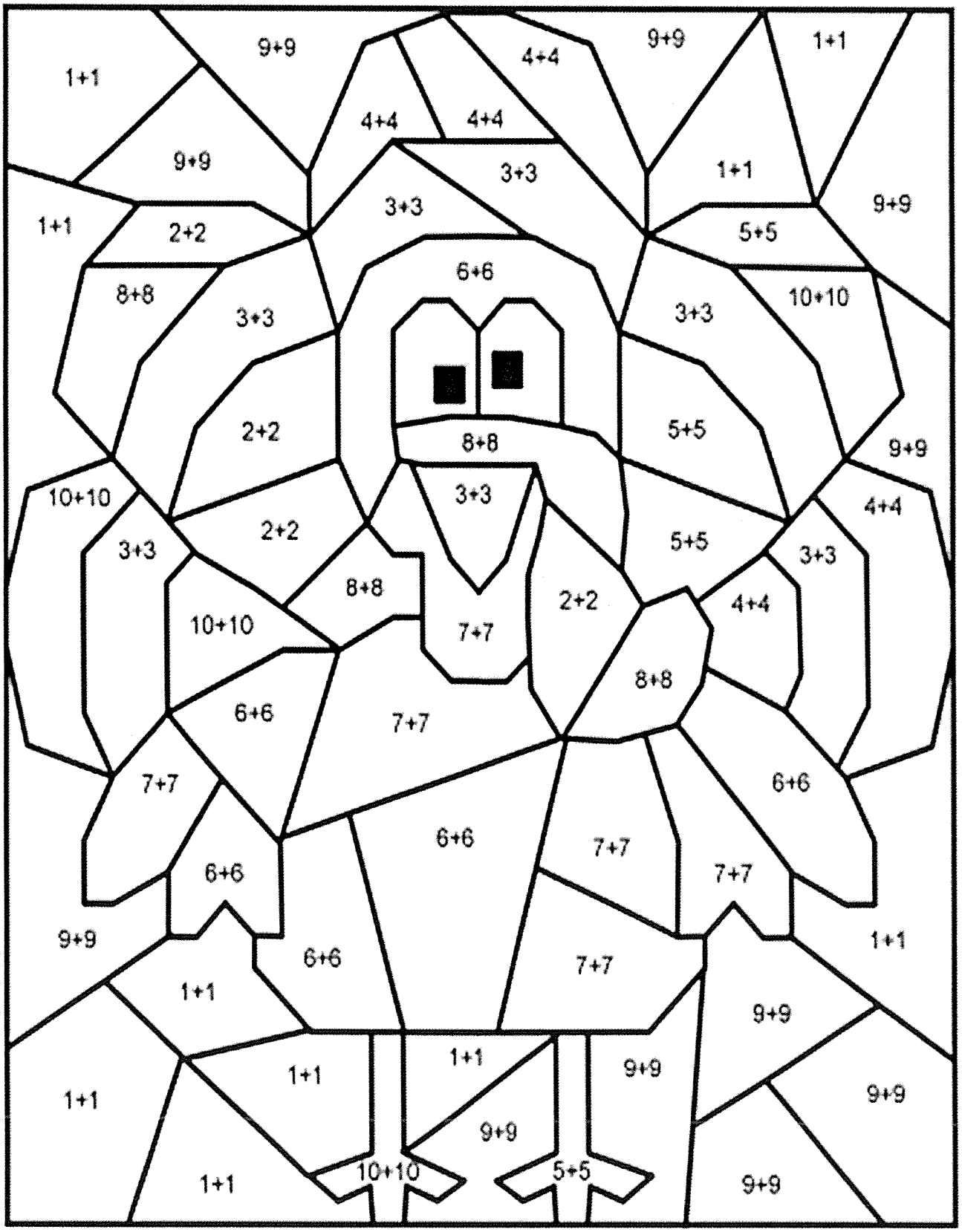

© Pink Cat Studio

Bridging to Ten

Materials needed: playing cards, two different coloured pencils

Play with a partner using a pack of cards. Shuffle your cards, remove the jacks, kings, queens and jokers as you find them. Take turns at turning over a playing card and colour that many boxes on a ten frame (different colours). You can choose any ten frame on the page. When a ten frame is filled you win a point (maybe have counters or macaroni pieces). After they're filled, the person with the most counters is the winner.



Roll, Write, Expand and Draw

Roll 2 dice to make a 2-digit number. Fill in the boxes to show the number in 5 different ways, the first one is done for you.

My Number in Numerals	My Number in Words	My Number in Tens and Ones	My Number in Expanded Form	My Number in Pictures
41	forty-one	4 tens 1 ones	40 + 1 = 41	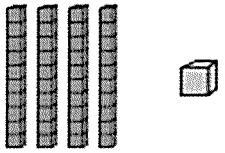
		___ tens ___ ones	___ + ___ = ___	
		___ tens ___ ones	___ + ___ = ___	
		___ tens ___ ones	___ + ___ = ___	
		___ tens ___ ones	___ + ___ = ___	

Snakes and Ladders



You will need...

- The Snakes and Ladders Board Game board
- A dice
- A counter per player

How to play...

1. Players take it in turns to roll the dice. The player with the highest number goes first, the person with the second highest goes second and so on.
2. The player moves the counter the number of spaces shown on the dice **and completes the calculation on the square they land on.**
3. If a player lands on a snake's head, the player's counter slides down to the square at the snake's tail.
4. If a player lands on the bottom of a ladder, the player's counter climbs up to the square at the top of the ladder.
5. The first player to reach the finish is the winner.

13-5= 21	8-4= 22	20-8= 23	10-5= 24	Finish 25
18-12= 20	9-3= 19	10-7= 18	15-1= 17	20-10= 16
4-3= 11	14-7= 12	16-3= 13	7-5= 14	5-1= 15
11-6= 10	17-5= 9	15-11= 8	2-2= 7	12-10= 6
Start 1	17-9= 2	6-2= 3	20-4= 4	9-8= 5

twinkl visit twinkl.com

Name _____

Addition Recording Sheet

	and		is	
	and		is	
	and		is	
	and		is	
	and		is	
	and		is	
	and		is	

Name _____

Addition Recording Sheet

	and		is	
	and		is	
	and		is	
	and		is	
	and		is	
	and		is	
	and		is	

Name _____

Addition Recording Sheet

	and		is	
	and		is	
	and		is	
	and		is	
	and		is	
	and		is	
	and		is	